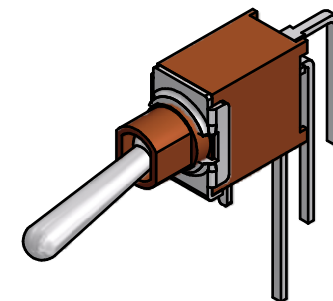



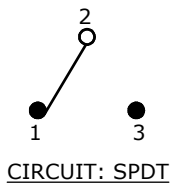


PC MOUNTING

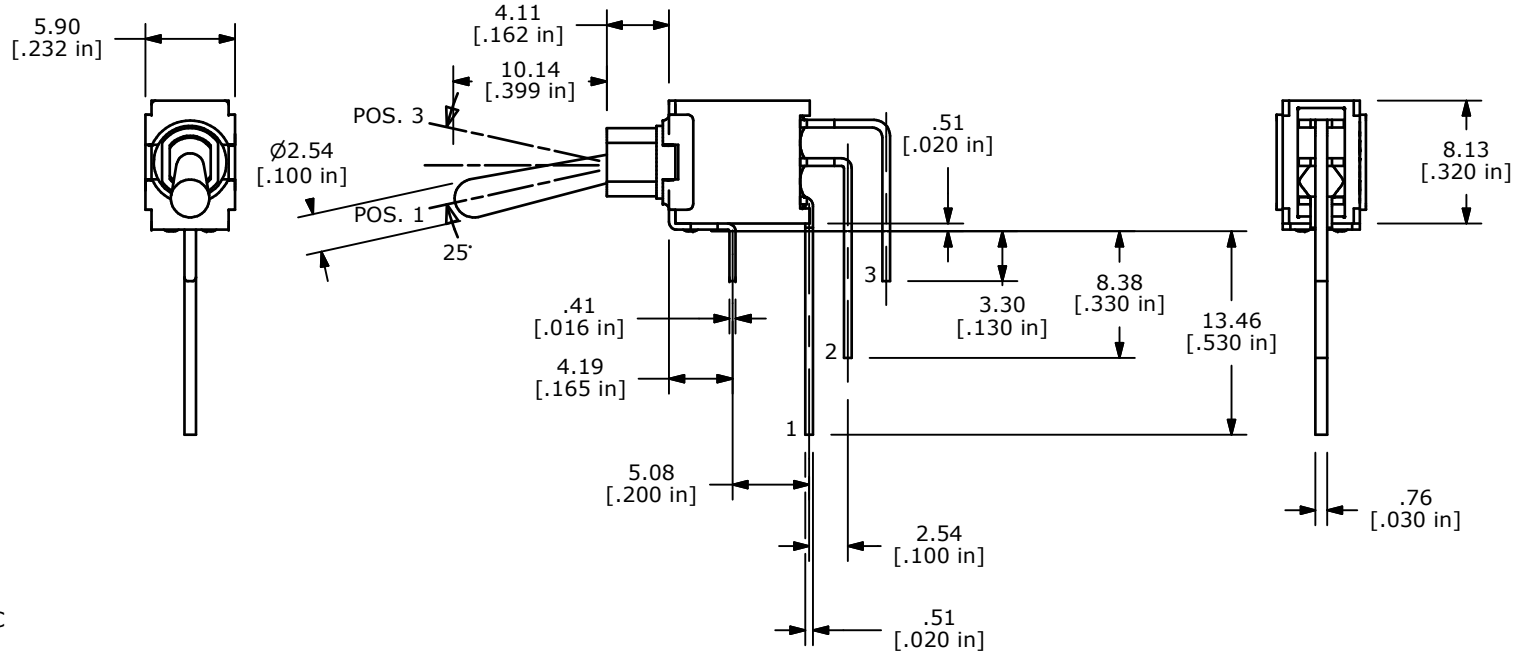


SWITCH FUNCTION		
POS. 1	POS. 2	POS. 3
		
ON	NONE	ON
2-3	OPEN	2-1



NOTE:

1. ALL DIMENSIONS IN MM [INCH]
2. GENERAL TOLERANCE: X.X=±0.4
X.XX=±0.25
3. TERMINAL NUMBERS FOR REF ONLY
- ▲ 4. PLATING MATERIAL: SILVER
5. RATING: 3 AMPS @120VAC OR 28VDC
1 AMP @250VAC
6. ELECTRIC LIFE: 50,000 MAKE-AND-BREAK CYCLES
AT FULL LOAD.
7. INSULATION RESISTANCE: 1,000 MEGA-OHM MIN.
8. DIELECTRIC STRENGTH: 1,000 V RMS @SEA LEVEL.
9. OPERATING TEMP.: -30°C to 85°C
10. ▲ DENOTES CRITICAL PARAMETER.



B	21449	CORRECT PC MOUNTING	4/30/14	EBP
A	14703	RELEASED FOR PRODUCTION	2/18/05	AR
REV	PCR NO	DESCRIPTION	DATE	BY

THE INFORMATION CONTAINED IN THIS DOCUMENT IS PROPRIETARY
TO E-SWITCH AND IS NOT TO BE COPIED OR TRANSFERRED



TITLE 200AWMSP1T1A1M7QE				
SCALE 2:1	DATE 2/18/2005	DR AR	DWG T201237	REV B

Mouser Electronics

Authorized Distributor

Click to View Pricing, Inventory, Delivery & Lifecycle Information:

[E-Switch:](#)

[200AWMSP1T1A1M7QE](#)