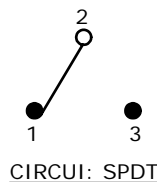


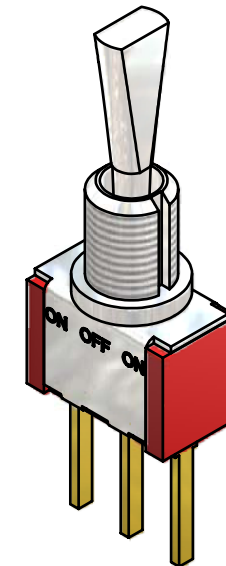
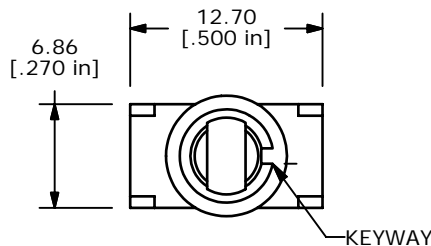
P.C. MOUNTING

SWITCH FUNCTION		
POS. 1	POS. 2	POS. 3
ON	OFF	ON
2-3	OPEN	2-1

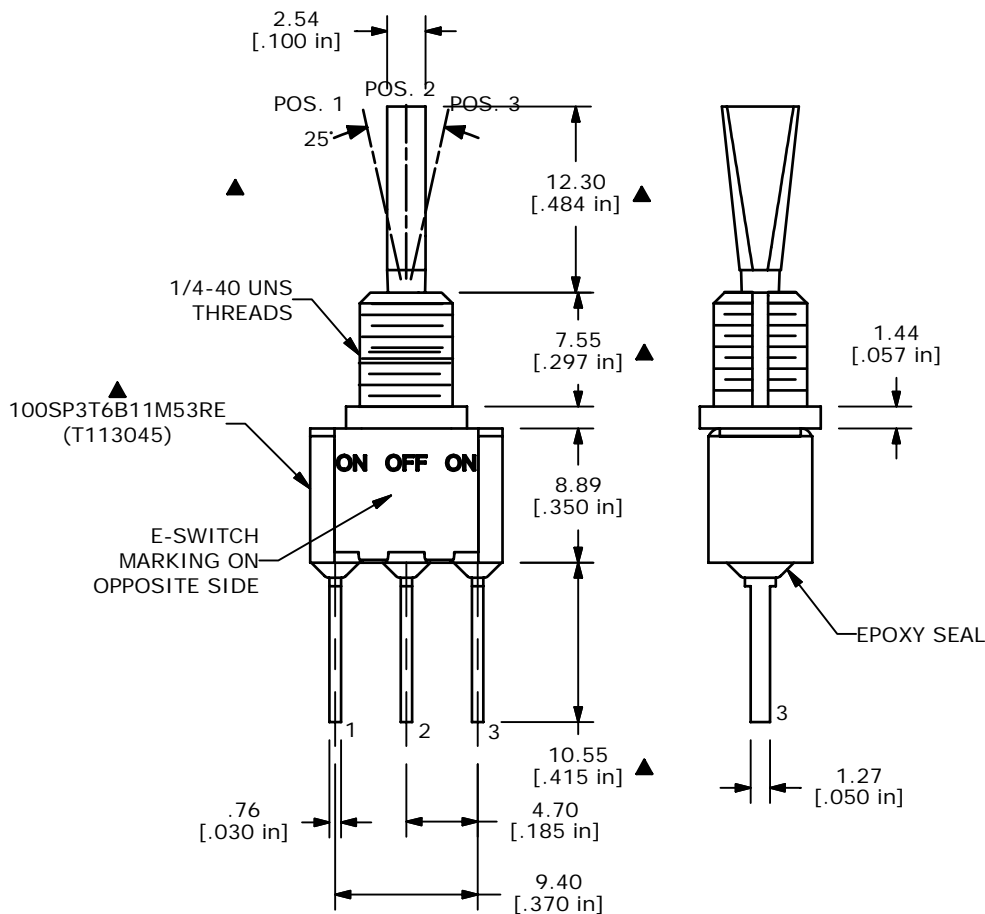


NOTE:

1. ALL DIMENSIONS IN MM [INCH]
2. GENERAL TOLERANCE: X.X=±0.4
X.XX=±0.25
3. TERMINAL NUMBERS FOR REF ONLY
- ▲ 4. PLATING MATERIAL: GOLD
5. RATING: 0.4 (VA) Max. @20V Max.
6. ELECTRIC LIFE: 40,000 make-and-break cycles at full load.
7. INSULATION RESISTANCE: 1,000 Mega-ohm min.
8. DIELECTRIC STRENGTH: 1,000 V RMS @sea level.
9. OPERATING TEMP.: -30°C to 85°C
10. ▲ DENOTES CRITICAL PARAMETER.
11. PACKAGE: TRAY/54 PIECES PER.
12. 2002/95/EC (ROHS) COMPLIANT
13. HARDWARE TO BE SHIPPED BULK
T100000 - HEXNUT - QTY 2
T100011 - LOCKWASHER - QTY 1
T100015 - LOCKRING - QTY 1



ISOMETRIC



TITLE 100SP3T6B11M53REH

A	17029	RELEASED FOR PRODUCTION	2/26/07	TN
REV	PCR NO	DESCRIPTION	DATE	BY

SCALE	DATE	DR	DWG	REV
2:1	2/26/2007	TN	ST113045	A

THE INFORMATION CONTAINED IN THIS DOCUMENT IS PROPRIETARY TO E-SWITCH AND IS NOT TO BE COPIED OR TRANSFERRED

Mouser Electronics

Authorized Distributor

Click to View Pricing, Inventory, Delivery & Lifecycle Information:

[E-Switch:](#)

[100SP3T6B11M53REH](#)