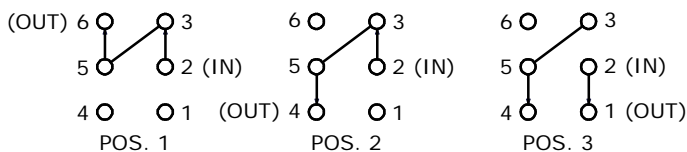


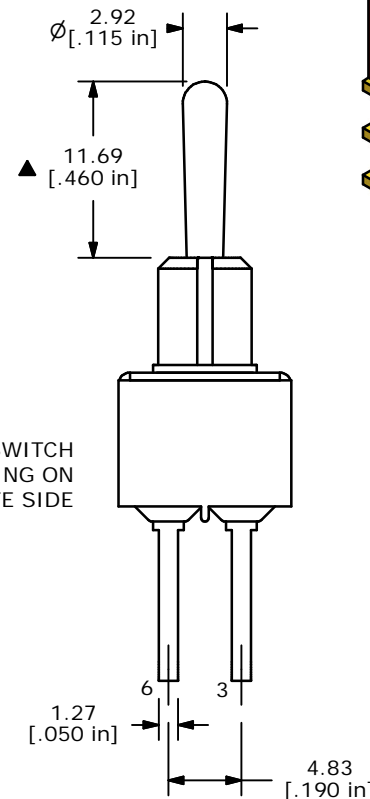
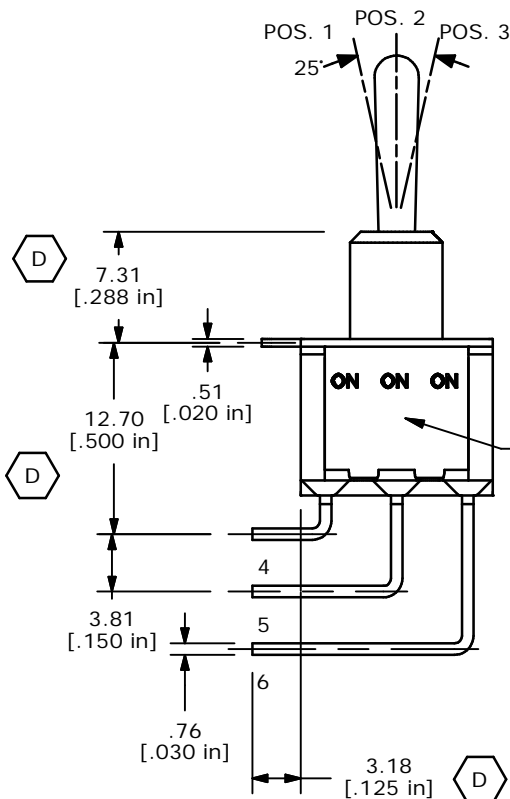
ISOMETRIC

SWITCH FUNCTION		
POS. 1	POS. 2	POS. 3
ON	ON	ON
2-3, 5-6	2-3, 5-4	2-1, 5-4



DPDT 3 WAY CIRCUIT
NOTE: JUMPER PIN 3 TO 5

- NOTE:
1. ALL DIMENSIONS IN MM [INCH]
 2. GENERAL TOLERANCE: X.X=±0.4
X.XX=±0.25
 3. TERMINAL NUMBERS FOR REF ONLY
 - ▲ 4. PLATING MATERIAL: GOLD
 5. RATING: 0.4 VOLT-AMPS (VA) MAX. @20V MAX. AC OR DC
 6. ELECTRIC LIFE: 40,000 make-and-break cycles at full load.
 7. INSULATION RESISTANCE: 1,000 Mega-ohm min.
 8. DIELECTRIC STRENGTH: 1,000 V RMS @sea level.
 9. OPERATING TEMP.: -30°C to 85°C
 10. ▲ DENOTES CRITICAL PARAMETER.



E-SWITCH MARKING ON OPPOSITE SIDE

D	14627	ADD DIMS	1/14/05	AR
C	14568	CORRECT TERM. #'S & CIRCUIT	12/9/04	AR
B	14226	CORRECTED TERMINAL ORIENTATION	8/11/04	AR
A	14094	RELEASED FOR PRODUCTION	6/15/04	AR
REV	PCR NO	DESCRIPTION	DATE	BY

THE INFORMATION CONTAINED IN THIS DOCUMENT IS PROPRIETARY TO E-SWITCH AND IS NOT TO BE COPIED OR TRANSFERRED

E-SWITCH®

TITLE 100DP6T1B4M7RE

SCALE	DATE	DR	DWG	REV
2:1	6/15/04	AR	T126009	D

Mouser Electronics

Authorized Distributor

Click to View Pricing, Inventory, Delivery & Lifecycle Information:

[E-Switch:](#)

[100DP6T1B4M7RE](#)