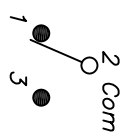


RECOMMENDED P.C.B. LAYOUT



CIRCUIT: SPDT
CONTACT CONFIGURATION

SWITCH FUNCTION		
PDS. 1	PDS. 2	PDS. 3
<DN>	OFF	<DN>
2-3	OPEN	2-1

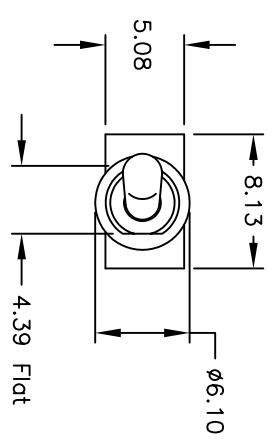
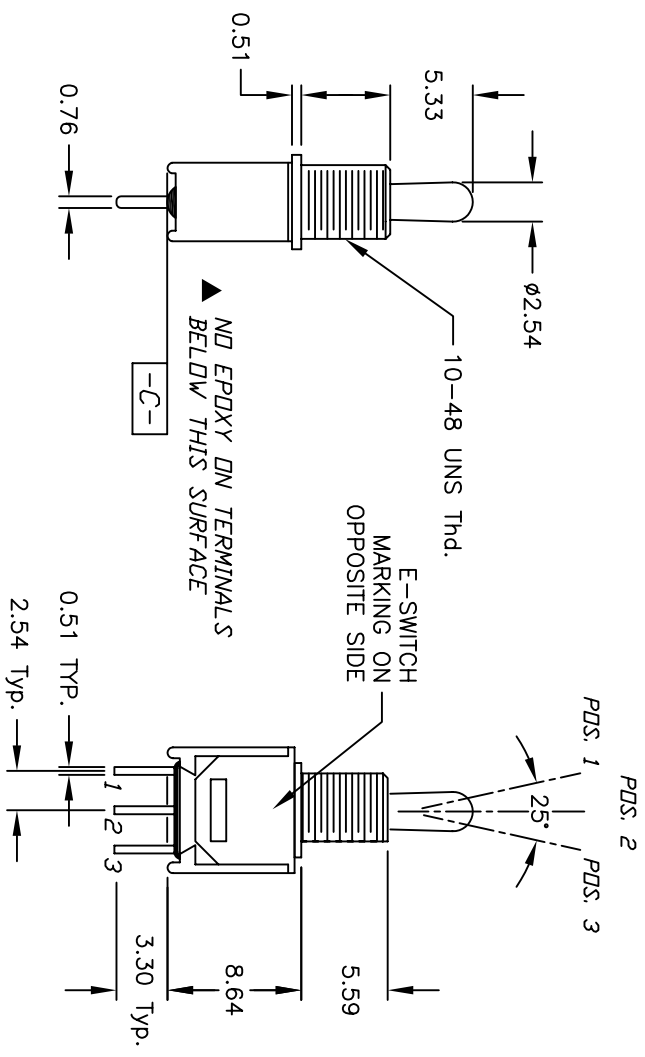
() = MOMENTARY

NOTES:

1. ALL DIMENSIONS IN MM
2. GENERAL TOLERANCE: X.X=±0.4
X.XX=±0.25
3. TERM. NOS. FOR REF. ONLY
4. CONTACT RATING: 3A @120VAC OR 28VDC, 1A @250VAC
5. ELECTRIC LIFE: 50,000 mke-and-break cycles
at full load.
6. INSULATION RESISTANCE: 1,000 M ohm min.
7. CONTACT MATERIAL: SILVER
8. OPERATING TEMP. -30°C to 85°C
9. DESIGNATE MAJOR DIMENSION
10. 2002/95/EC (ROHS) COMPLIANT
11. HARDWARE TO BE SUPPLIED BULK:
T200000-LOCK WASHER QTY-1
T200002-LOCK RING QTY-1
T200001-HEX NUT QTY-2

REV.	ECN No.	DESCRIPTION	DATE	CHKD
A	17011	RELEASED FOR PRODUCTION	2/20/07	TN

TITLE		SCALE	DATE	DR	DWG	REV
200MSP4T2BIM2QEH		2:1	2/20/07	TN	ST211071	A



Mouser Electronics

Authorized Distributor

Click to View Pricing, Inventory, Delivery & Lifecycle Information:

[E-Switch:](#)

[200MSP4T2B1M2QEH](#)