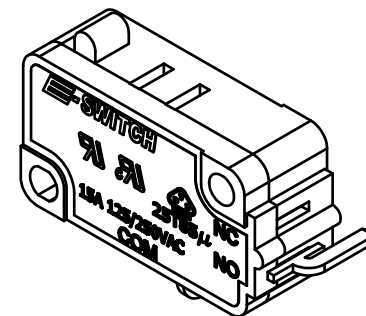
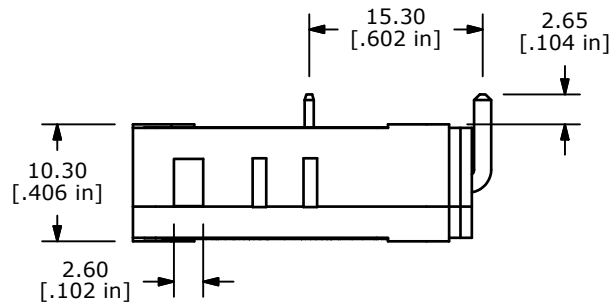


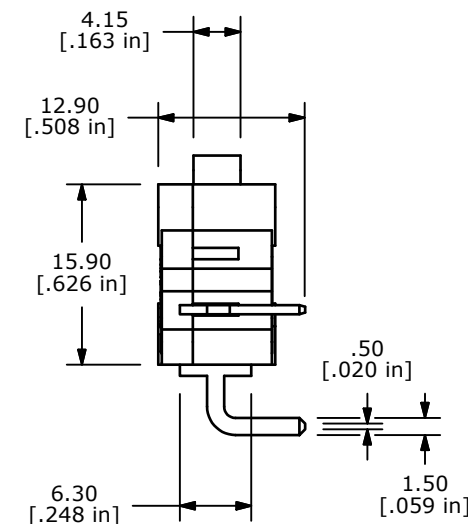
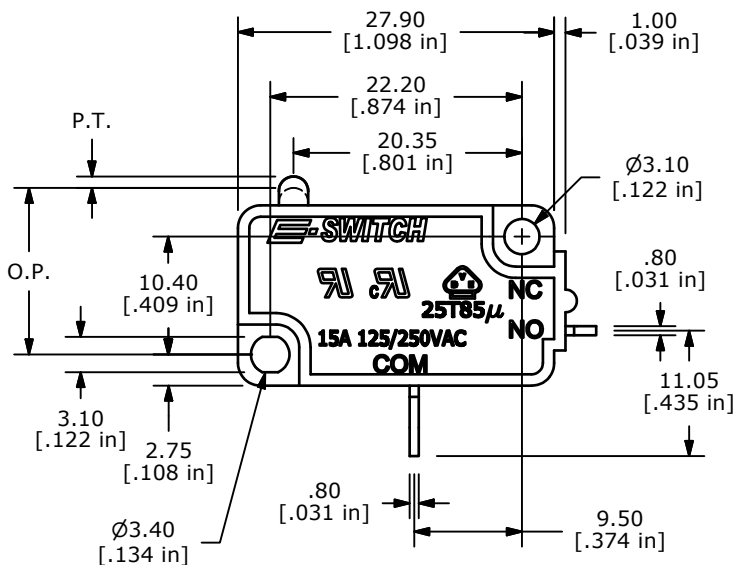
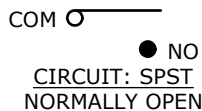
P.C. MOUNTING



ISOMETRIC

O.P. (MM)	P.T. (MM)
14.7±0.5	2.0 MAX.

O.P. = OPERATING POINT
P.T. = PRE-TRAVEL



NOTES:

1. ALL DIMENSIONS IN MM [INCH]
2. GENERAL TOLERANCE: X.X±0.4
X.XX±0.25
3. RATING: 15A @ 125/250VAC [UL, CUL, VDE]
4. OPERATING FORCE: 100±30 GRAMS
5. OPERATING TEMP: -25°C TO 85°C
6. ELECTRICAL LIFE: 50,000 CYCLES MIN.
7. MECHANICAL LIFE: 1,000,000 CYCLES TYP.
8. INSULATION RESISTANCE: 100 MΩ MIN. @ 500VDC
9. DIELECTRIC STRENGTH: 1500VAC 1 MINUTE (INITIAL VALUE)
10. CONTACT RESISTANCE: 100 mΩ MAX.
11. ▲ DENOTES CRITICAL PARAMETER.
12. 2002/95/EC (ROHS) COMPLIANT



TITLE LS0851500F100V1C

A	20187	RELEASED FOR PRODUCTION	10/4/11	BGL
REV	PCR NO	DESCRIPTION	DATE	BY

SCALE	DATE	DR	DWG	REV
1.5 : 1	10/4/2011	BGL	Q950096	A

THE INFORMATION CONTAINED IN THIS DOCUMENT IS PROPRIETARY TO E-SWITCH AND IS NOT TO BE COPIED OR TRANSFERRED

Mouser Electronics

Authorized Distributor

Click to View Pricing, Inventory, Delivery & Lifecycle Information:

[E-Switch:](#)

[LS0851500F100V1C](#)