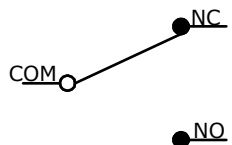


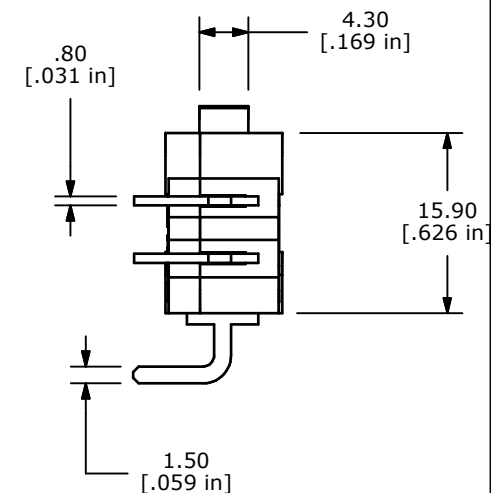
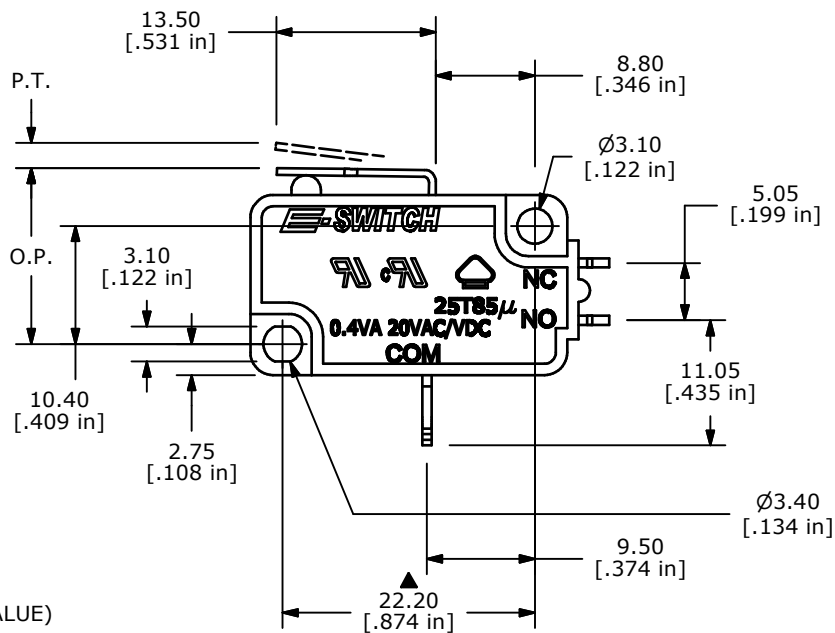
ISOMETRIC

O.P. (MM)	P.T. (MM)
15.3 ± 0.5	1.5 MAX.

O.P. = OPERATING POINT
P.T. = PRE-TRAVEL



CIRCUIT: SPDT



NOTES:

1. ALL DIMENSIONS IN MM [INCH]
2. GENERAL TOLERANCE: X.X ± 0.4
X.XX ± 0.25
3. RATING: 0.4VA @20 VDC or VAC MAX.
4. OPERATING FORCE: 160 ± 40 GRAMS
5. OPERATING TEMP: -25°C TO 85°C
6. ELECTRICAL LIFE: 50,000 CYCLES MIN.
7. MECHANICAL LIFE: 1,000,000 CYCLES TYP.
8. INSULATION RESISTANCE: 100 MEGA-OHMS MIN.
9. DIELECTRIC STRENGTH: 1500VAC 1 MINUTE (INITIAL VALUE)
10. CONTACT RESISTANCE: 100 MILLI -OHMS MAX.
11. ▲ DENOTES CRITICAL PARAMETER.
12. 2002/95/EC (ROHS) COMPLIANT



TITLE LS085R101F160V2A

A	18607	RELEASED FOR PRODUCTION	8/5/09	BLR
REV	PCR NO	DESCRIPTION	DATE	BY

THE INFORMATION CONTAINED IN THIS DOCUMENT IS PROPRIETARY TO E-SWITCH AND IS NOT TO BE COPIED OR TRANSFERRED

SCALE	DATE	DR	DWG	REV
1.5:1	8/5/2009	BLR	Q950074	A

Mouser Electronics

Authorized Distributor

Click to View Pricing, Inventory, Delivery & Lifecycle Information:

[E-Switch:](#)

[LS085R101F160V2A](#)