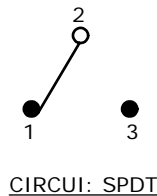
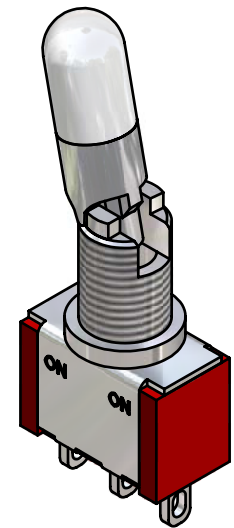
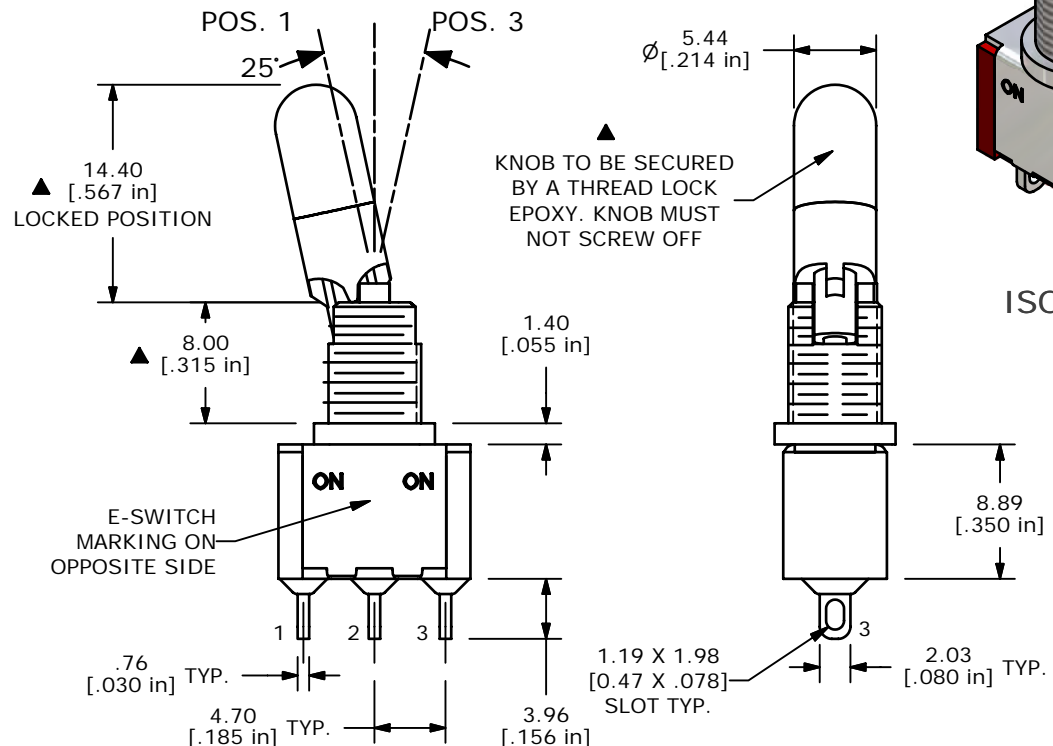
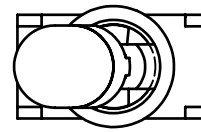


SWITCH FUNCTION		
POS. 1	POS. 2	POS. 3
ON	NONE	ON
2-3	OPEN	2-1



NOTE:

1. ALL DIMENSIONS IN MM [INCH]
2. GENERAL TOLERANCE: X.X=±0.4
X.XX=±0.25
3. TERMINAL NUMBERS FOR REF ONLY
- ▲ 4. PLATING MATERIAL: SILVER
5. RATING: 2 AMPS @250VAC
5 AMPS @120VAC OR 28VDC
6. ELECTRIC LIFE: 40,000 make-and-break cycles at full load.
7. INSULATION RESISTANCE: 1,000 Mega-ohm min.
8. DIELECTRIC STRENGTH: 1,000 V RMS @sea level.
9. OPERATING TEMP.: -30°C to 85°C
10. ▲DENOTES CRITICAL PARAMETER.
11. HARDWARE TO BE SUPPLIED BULK:
T100011-LOCK WASHER QTY-1
T100015-LOCK RING QTY-1
T100000-HEX NUT QTY-2
12. 2002/95/EC (ROHS) COMPLIANT



ISOMETRIC

E-SWITCH®

TITLE 100SP1K1B25M1QEH				
SCALE 2:1	DATE 11/23/2005	DR PH	DWG ST116000	REV B

B	15786	ADD ROHS, EDIT ACTUATOR DIM	2/17/06	PH
A	15560	RELEASED FOR PRODUCTION	11/23/05	PH
REV	PCR NO	DESCRIPTION	DATE	BY

THE INFORMATION CONTAINED IN THIS DOCUMENT IS PROPRIETARY TO E-SWITCH AND IS NOT TO BE COPIED OR TRANSFERRED

Mouser Electronics

Authorized Distributor

Click to View Pricing, Inventory, Delivery & Lifecycle Information:

[E-Switch:](#)

[100SP1K1B25M1QEH](#)