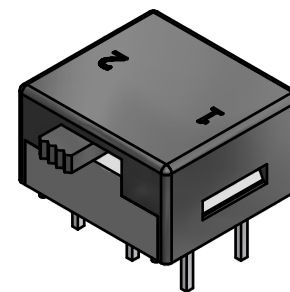
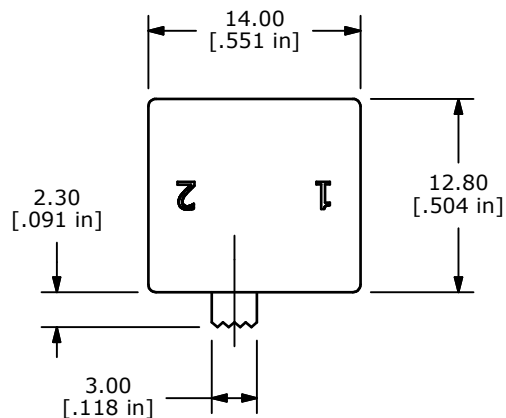
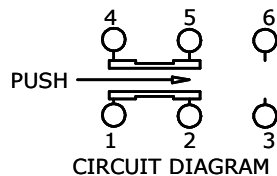
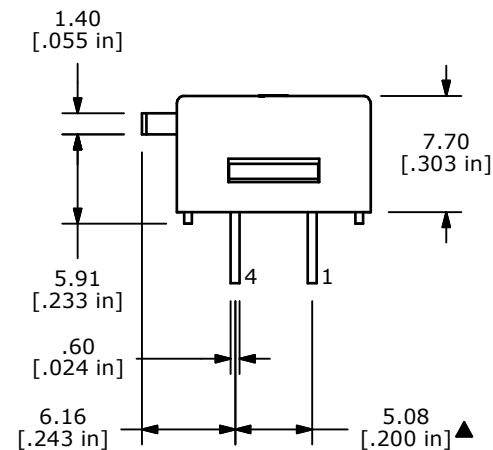
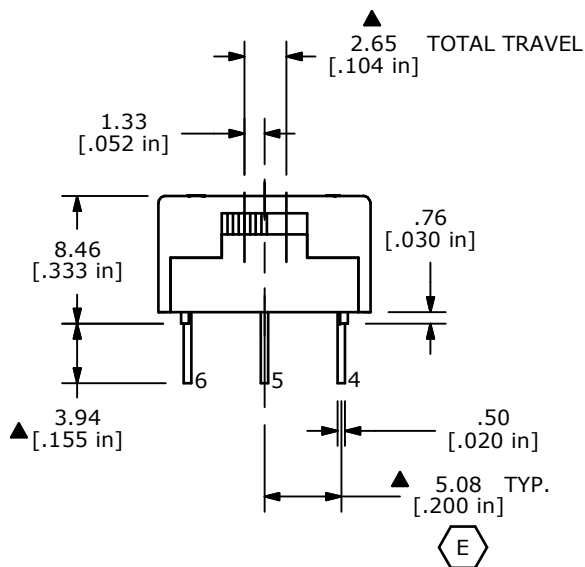


SWITCH FUNCTION	
POS. 1	POS. 2
ON	ON
2-1, 5-4	2-3, 5-6



ISOMETRIC



NOTE:

1. ALL DIMENSIONS IN MM [INCH]
2. GENERAL TOLERANCE: X.X=±0.4  
X.XX=±0.25
3. TERMINAL NUMBERS FOR REF ONLY
- ▲ 4. PLATING MATERIAL: GOLD
5. CONTACT RATING: 0.4 VA MAX. @ 20V (AC or DC)
6. ELECTRIC LIFE: 20,000 ACTUATIONS AT FULL LOAD.
7. INSULATION RESISTANCE: 1,000 MΩ MIN.
8. CONTACT RESISTANCE: 50 mΩ MAX.
9. DIELECTRIC STRENGTH: 1,000 V RMS @SEA LEVEL.
10. OPERATING TEMP.: -40°C to 80°C
11. ▲ DENOTES CRITICAL PARAMETER.
12. 2002/95/EC (ROHS) COMPLIANT



E	21463	CORRECT PIN SPACING, 5.08 WAS 2.54	5/29/14	EBP
D	20469	REMOVE (E) FROM DRAWING TITLE	2/9/12	BGL
REV	PCR NO	DESCRIPTION	DATE	BY

TITLE 600DP1S3M4R				
SCALE 2:1	DATE 2/9/2012	DR BGL	DWG T622003	REV E

THE INFORMATION CONTAINED IN THIS DOCUMENT IS PROPRIETARY TO E-SWITCH AND IS NOT TO BE COPIED OR TRANSFERRED

# Mouser Electronics

Authorized Distributor

Click to View Pricing, Inventory, Delivery & Lifecycle Information:

[E-Switch:](#)

[600DP1S3M4R](#)