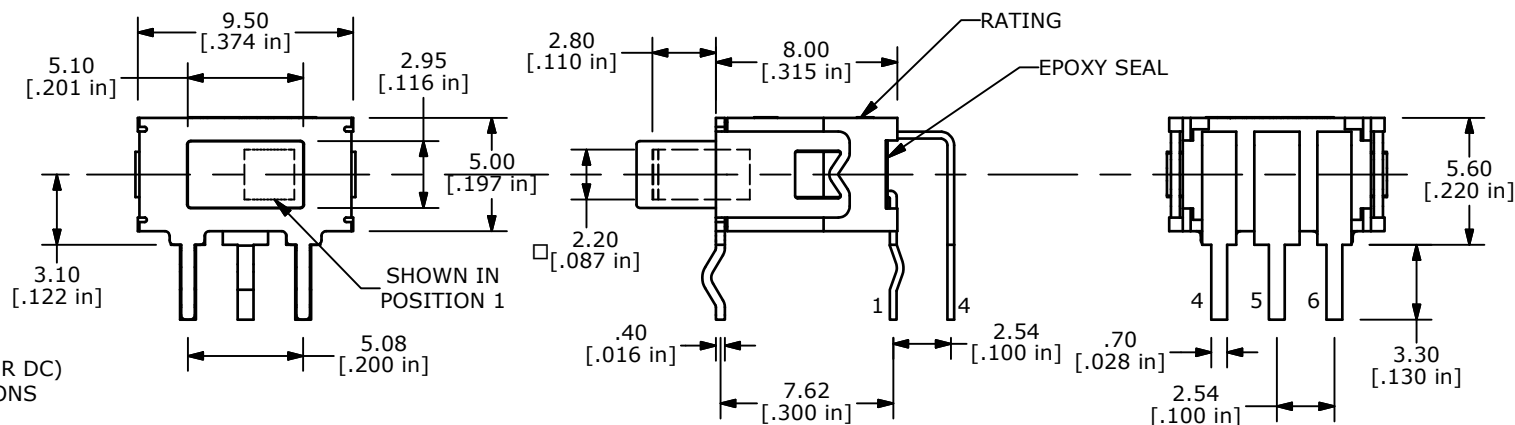
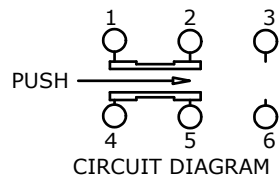
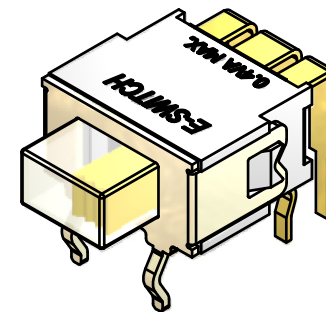


SWITCH FUNCTION		
POS. 1	POS. 2	POS. 3
ON	OFF	ON
2-1,5-4	OPEN	2-3,5-6



- NOTE:
1. ALL DIMENSIONS IN MM [INCH]
  2. GENERAL TOLERANCE: X.X=±0.4  
X.XX=±0.25
  3. TERMINAL NUMBERS FOR REF ONLY
  4. RATING: 0.4 VA MAX. @ 20 V (AC OR DC)
  5. ELECTRICAL LIFE: 40,000 ACTUATIONS AT FULL LOAD.
  6. CONTACT RESISTANCE: <50 mΩ
  7. INSULATION RESISTANCE: >500 MEGA Ω @250V DC FOR 1 MINUTE.
  8. ACTUATION FORCE: 200 +/-100g
  9. DIELECTRIC STRENGTH: 500 VAC
  10. OPERATING TEMP.: -20°C to 80°C
  11. ▲ DENOTES CRITICAL PARAMETER.
  12. TRAVEL: 0.95mm
  13. 2002/95/EC (ROHS) COMPLIANT



TITLE 500RDP3S1M6RE

A	20132	RELEASE FOR PRODUCTION	09/06/11	BMA
REV	PCR NO	DESCRIPTION	DATE	BY

SCALE	DATE	DR	DWG	REV
3:1	9/6/2011	BMA	T540007	A

THE INFORMATION CONTAINED IN THIS DOCUMENT IS PROPRIETARY TO E-SWITCH AND IS NOT TO BE COPIED OR TRANSFERRED

# Mouser Electronics

Authorized Distributor

Click to View Pricing, Inventory, Delivery & Lifecycle Information:

[E-Switch:](#)

[500RDP3S1M6RE](#)