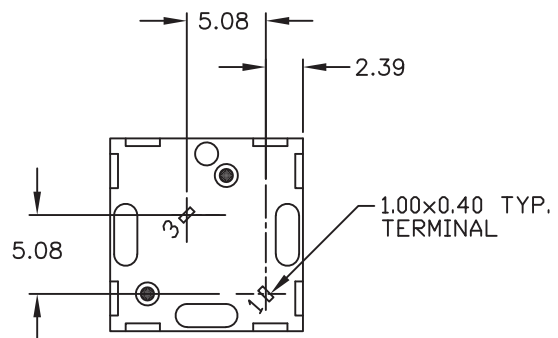
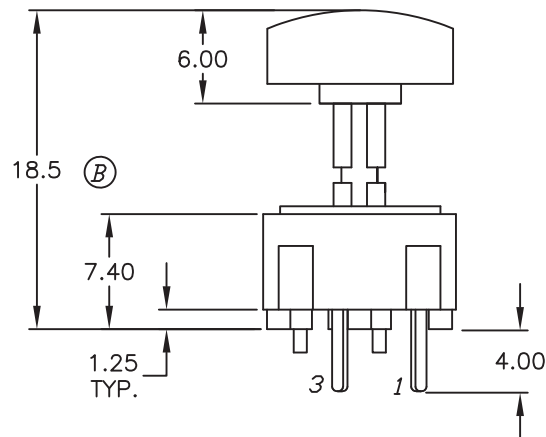
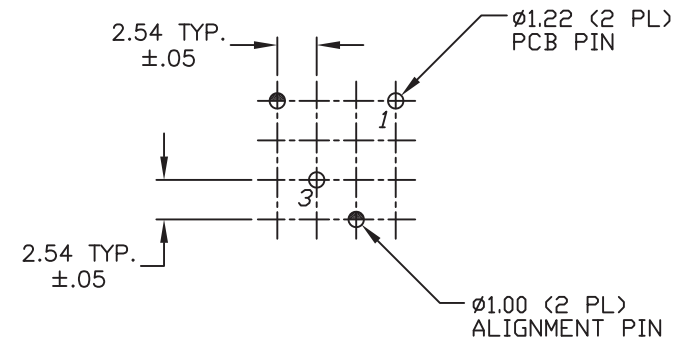


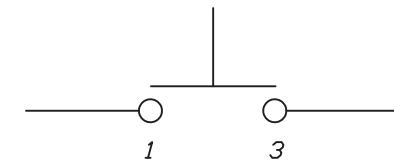
SHOWN CAP REMOVED



TOP VIEW -SHOW ORIENTATION OF LEGENDS  
IN RESPECT TO THE PCB PIN TERMINALS.



RECOMMENDED P.C.B. LAYOUT



CIRCUIT: SPST  
CONTACT CONFIGURATION

## NOTES:

1. ALL DIMENSIONS IN MM
2. GENERAL TOLERANCE: X.X=±0.4  
X.XX=±0.25
3. TERMINAL NO'S FOR REFERENCE ONLY.
4. RATING: 25mA, @50VDC
5. OPERATING FORCE: 135±50gF
6. TRAVEL TO MAKE: 0.7mm
7. USE E1-1 CONTACT DOME (B050001)

OBJECT ID: 000027392

**E-SWITCH®**

C	101863	NOTE 5 135 +/- 50 WAS 120 gF	4/19/23	JS
B	11857	REVISED B DIMENSION	1/7/02	CJB
REV.	ECN No.	DESCRIPTION	DATE	CHKD

THE INFORMATION CONTAINED IN THIS DOCUMENT  
IS PROPRIETARY TO E-SWITCH AND IS  
NOT TO BE COPIED OR TRANSFERRED

TITLE

320.03 E1-1 (w/.08 GRY)

SCALE

2:1

DATE

12/12/01

DR

CJB

DWG

XB0814P

REV

C

# Mouser Electronics

Authorized Distributor

Click to View Pricing, Inventory, Delivery & Lifecycle Information:

[E-Switch:](#)

[320.03E11.08GRY](#)