

Max. 970 m³/h
S-Force

DC centrifugal fans – RadiCal

Ø 190 x 69 mm



- **Material:** Impeller: GRP¹⁾
 - **Direction of air flow:** Axial: Intake, Centrifugal: Exhaust
 - **Direction of rotation:** Clockwise, looking towards rotor
 - **Connection:** Via single wires AWG 18, 20 or AWG 22, TR 64, speed signal and control input AWG 22
 - **Highlights:** Highly efficient and smoothly operating 3-phase fan drive Backward-curved RadiCal impeller
 - **Weight:** 870 g
- **Possible special versions:** (See chapter DC fans - specials)
 - Speed signal
 - Go / NoGo alarm
 - Alarm with speed limit
 - External temperature sensor
 - Internal temperature sensor
 - PWM control input
 - Analog control input
 - Multi-option control input
 - Moisture protection
 - Salt spray protection
 - Degree of protection: IP 54

1) Fiberglass-reinforced plastic

Series RER 190 TD

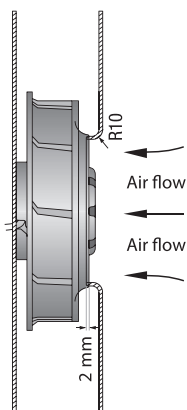
Nominal data

Type	Air flow		Nominal voltage	Voltage range		Sound power level	Sintec sleeve bearings Ball bearings	Power consumption	Nominal speed	Temperature range	Service life L ₁₀ (40 °C) ebm-papst standard	Service life L ₁₀ (T max) ebm-papst standard	Life expectancy L ₁₀ (IPC (40 °C) see page 17	Curve
	m ³ /h	cfm		VDC	VDC									
RER 190-39/14/2 TDML0	650	382	24	16...30	7.6	■	58	3 000	-20...+60	55 000 / 35 000	92 500	①		
RER 190-39/14/2 TDM0	860	506	24	16...36	7.9	■	110	3 900	-20...+65	52 500 / 30 000	87 500	②		
RER 190-39/18/2 TDML0*	650	382	48	36...57	7.6	■	56	3 000	-20...+65	55 000 / 30 000	92 500	①		
RER 190-39/18/2 TDM0*	860	506	48	36...72	7.9	■	105	3 900	-20...+65	52 500 / 30 000	87 500	②		
RER 190-39/18/2 TD0	970	571	48	36...72	8.3	■	148	4 400	-20...+65	40 000 / 22 500	67 500	③		

Subject to change

* On request

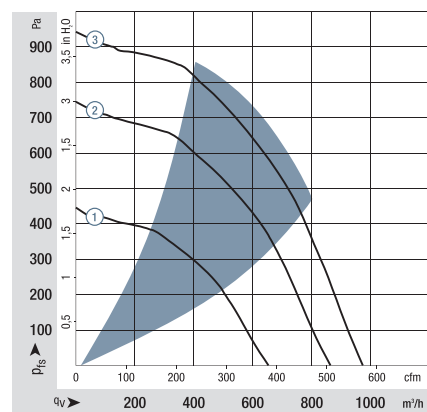
Speed control range from 800 rpm⁻¹ at 7% PWM up to nominal speed at > 90% PWM.
Standstill at 0% PWM, Standstill if control cable is interrupted.



The air flow and sound level of the centrifugal fans without external housing depend on their individual installation conditions.

The stated air flow and sound level were recorded under the following measurement parameters:
Centrifugal fan mounted on a foundation plate
195 x 195 mm.

Cover plate 195 x 195 mm, with an air inlet opening
Ø 125.5 mm, arranged concentrically to the impeller.



Air performance measured according to: ISO 5801.
Installation category A, with ebm-papst inlet ring without contact protection.

Noise: Total sound power level L_{WA}
ISO 103002 measured on a hemisphere with a distance of 2 m;

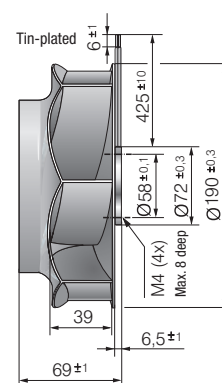
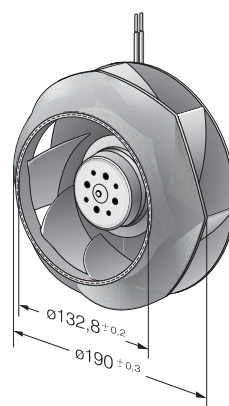
Sound pressure level L_{pA} measured at 1 m distance from fan axis.

The values given are applicable only under the specified measuring conditions and may differ depending on the installation conditions.

In the event of deviation from the standard configuration, the parameters must be checked after installation!

For detailed information see

<http://www.ebmpapst.com/general conditions>



Mouser Electronics

Authorized Distributor

Click to View Pricing, Inventory, Delivery & Lifecycle Information:

[ebm-papst:](#)

[RER190-39/14/2TDMLO](#)