



Emergency
Lighting
Products

20W CONSTANT POWER LED EMERGENCY DRIVER ELP20-2455-UNV-NC



PRODUCT DESCRIPTION

The high-efficiency performance of the Hatch **ELP20-2455-UNV-NC** LED Emergency Driver meets California Energy Commission (CEC) Title 20 efficiency requirements and is certified in the CA Title 20 Appliance Efficiency Database. Hatch **ELP20-2455-UNV-NC** allows an LED lighting fixture to be used for normal and emergency operation. In the event of a power failure, the **ELP20-2455-UNV-NC** switches to emergency mode and operates the existing fixture for a minimum of 90 minutes. All of the LED Emergency Drivers in the Hatch line include a test switch with integrated charge indicator and are UL Listed for field or factory installation.

APPROVALS / CERTIFICATIONS



BENEFITS

- Certified in CA TITLE 20 Appliance Efficiency Database
- Integrated, energy efficient LiFePO₄ Battery
- UL Listed for field and factory installation
- For use with emergency only fixtures as well as new and existing fixtures

FEATURES

- UL 924 LISTED for US and Canada
- Class 2 Compliant
- UL Listed for field and factory installation
- Integral, energy efficient LiFePO₄ battery
- Includes test switch and integrated charge indicator
- For use with switched or unswitched fixtures
- 5-Year Warranty
- Meets requirements for CEC Compliance
- Suitable for damp locations
- Includes installation guide and luminaire modification label
- For use with surface mounts or recessed type IC or non-IC products listed to UL standards.

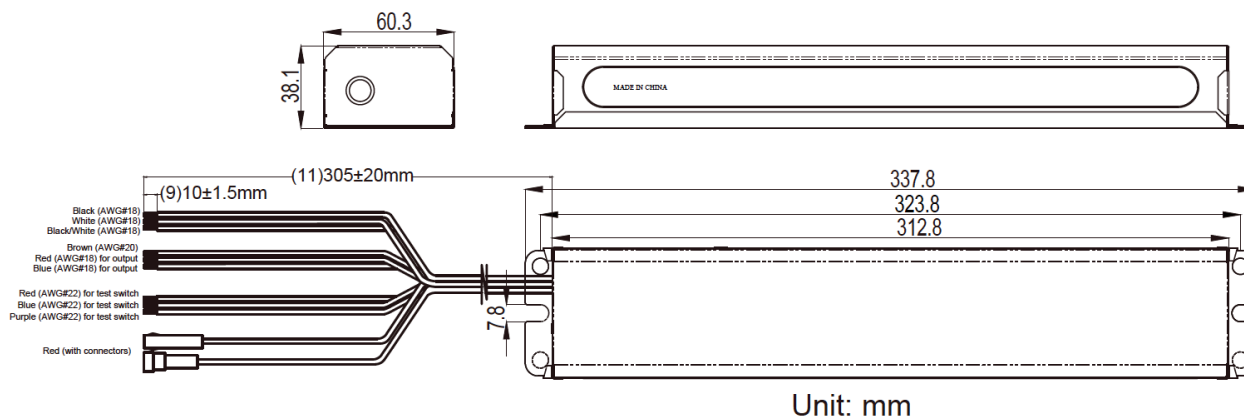
SPECIFICATIONS

Input Voltage	120-277VAC ± 10%
Frequency	50/60Hz
Output Voltage	24-55VDC Class 2
Output Current	833mA @ 24V DC 363mA @ 55V DC
Output Power	20W (Constant)
Power Factor	>0.5
Emergency Operation	90 Minutes
Recharge Time	24 Hours
Operating Ambient Temp.	0 to 55°C
Turn on Delay	<1s
Case Material	Metal
Battery	LiFePO ₄
Storage Temp	-20 to +55 deg. C
EMI	FCC, 47CFR Part 15
Protections	Over Voltage, Short Circuit, Over Current (Hiccup with Auto Recovery)

Product specifications are subject to change without notice.

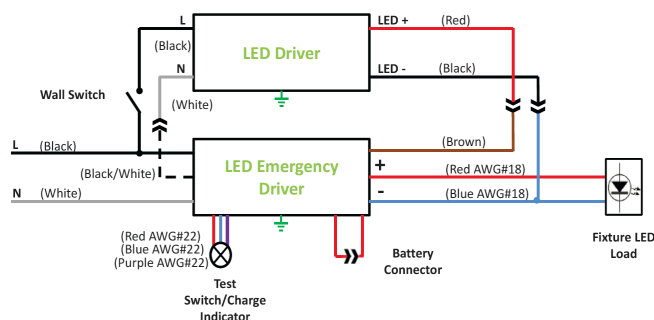
PHYSICAL DIMENSIONS

ELP20-2455-UNV-NC



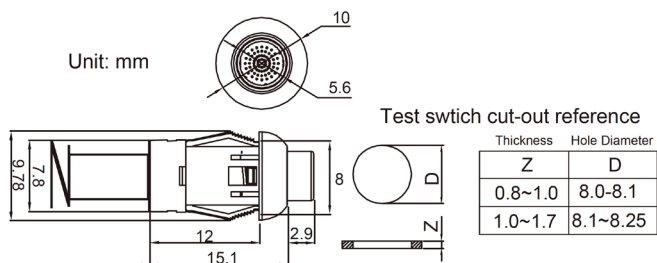
Length	13.3in (337.8mm)	Width	2.4in (60.3mm)
Height	1.5in (38.1mm)	Mounting	12.7in (323.8mm)

WIRING DIAGRAM



For additional wiring diagrams please visit
<https://www.hatchlighting.com/elp-alternate-wiring-diagrams>

TEST SWITCH



WIRING INFORMATION

Input	12", Black(L), White (N) #18AWG
Output	12", Red(+), Blue (-) #18AWG
LED Driver (N)	12", Black/White #18AWG
LED Driver (+)	12", Brown, #20AWG
Battery Connection	12", Red, Red #18AWG
Test Switch Connections	12", Red, Blue, Purple #22 AWG

PACKAGING INFORMATION

Package Weight	2.2 lbs		
Quantity	8 pc/carton		
INCLUDES			
LED Emergency Driver	1	Tek Screws	2
Wall Plate	1	Test Button	1
Luminaire Mod. Label	1	Install. Guide	1
Screw Wire Connectors	3	Wall Plate Screws	2

Mouser Electronics

Authorized Distributor

Click to View Pricing, Inventory, Delivery & Lifecycle Information:

[Hatch Lighting:](#)

[ELP20-2455-UNV-NC](#)