

PRELIMINARY



Emergency
Lighting
Products

PRODUCT DESCRIPTION

The high-efficiency performance of the Hatch **ELP10-2060-UNV-NC** LED Emergency Driver meets California Energy Commission (CEC) Title 20 efficiency requirements and is certified in the CA Title 20 Appliance Efficiency Database. Hatch **ELP10-2060-UNV-NC** allows an LED lighting fixture to be used for normal and emergency operation. In the event of a power failure, the **ELP10-2060-UNV-NC** switches to emergency mode and operates the existing fixture for a minimum of 90 minutes. All of the LED Emergency Drivers in the Hatch line include a test switch with integrated charge indicator and are UL Listed for field or factory installation.

BENEFITS

- Certified in CA TITLE 20 Appliance Efficiency Database
- Integrated, energy efficient LiFePO₄ Battery
- UL Listed for field and factory installation
- For use with emergency only fixtures as well as new and existing fixtures

FEATURES

- UL 924 LISTED for US and Canada
- Class 2 Compliant
- UL Listed for field and factory installation
- Integral, energy efficient LiFePO₄ battery
- Includes test switch and integrated charge indicator
- For use with switched or unswitched fixtures
- 5-Year Warranty
- Meets requirements for CEC Compliance
- Suitable for damp locations
- Includes installation guide and luminaire modification label
- For use with surface mounts or recessed type IC or non-IC products listed to UL standards.

10W CONSTANT POWER LED EMERGENCY DRIVER ELP10-2060-UNV-NC



APPROVALS / CERTIFICATIONS



SPECIFICATIONS

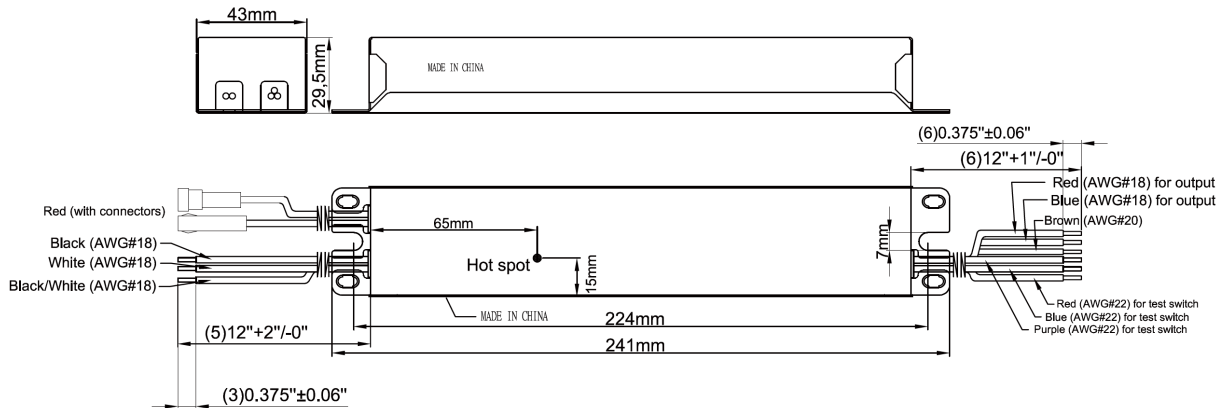
Input Voltage	120-277VAC ± 10%
Frequency	50/60Hz
Output Voltage	20-60 VDC* Class 2
Output Current	518mA @ 20V DC 179mA @ 58V DC
Output Power	10W (Constant)
Power Factor	>0.5
Emergency Operation	90 Minutes
Recharge Time	24 Hours
Operating Ambient Temp.	0 to 55°C
Turn on Delay	<1s
Case Material	Metal
Battery	LiFePO ₄
Storage Temp	-20 to +55 deg. C
EMI	FCC, 47CFR Part 15
Protections	Over Voltage, Short Circuit, Over Current (Hiccup with Auto Recovery)

*The output power is valid for output voltage less than or equal to 58V, above that power will drop.

Product specifications are subject to change without notice.

PHYSICAL DIMENSIONS

PRELIMINARY
ELP10-2060-UNV-NC



Length	9.5in (241mm)	Width	1.7in (43mm)
Height	1.18in (29.5mm)	Mounting	8.9in (226mm)

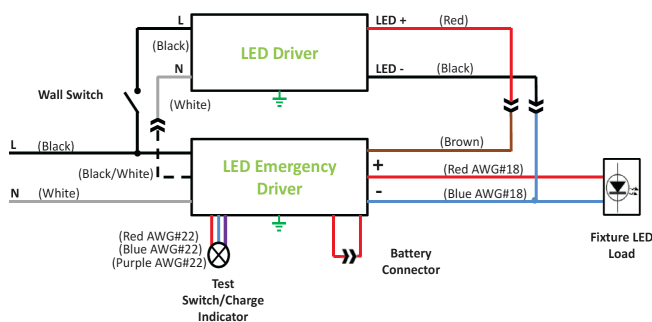
WIRING INFORMATION

Input	24", Black(L), White (N) #18AWG
Output	24", Red(+), Blue (-) #18AWG
LED Driver (N)	24", Black/White #18AWG
LED Driver (+)	24" Brown, #20AWG
Battery Connection	24", Red, Red #18AWG
Test Switch Connections	24", Red, Blue, Purple #22 AWG

PACKAGING INFORMATION

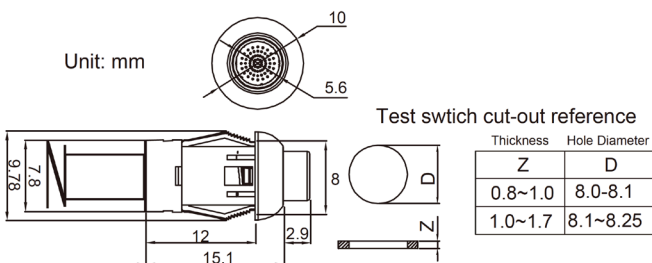
Package Weight	3.06 lbs		
Quantity	8 pc/carton		
INCLUDES			
LED Emergency Driver	1	Tek Screws	2
Wall Plate	1	Test Button	1
Luminaire Mod. Label	1	Install. Guide	1
Screw Wire Connectors	3	Wall Plate Screws	2

WIRING DIAGRAM



For additional wiring diagrams please visit
<https://www.hatchlighting.com/elp-alternate-wiring-diagrams>

TEST SWITCH



Mouser Electronics

Authorized Distributor

Click to View Pricing, Inventory, Delivery & Lifecycle Information:

[Hatch Lighting:](#)

[ELP10-2060-UNV-NC](#)