

GHXS100B170S-D3

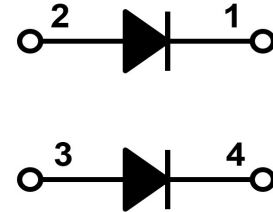
VDC	1700 V
I _F	100 A
T _{j,max}	175 °C

1700V SiC Power Module Dual Diode Pack

Features

- SiC Schottky Diode
 - Zero reverse recovery
 - Zero forward recovery
 - Temperature independent switching behavior
 - Positive temperature coefficient on V_F
- Low stray inductance
- High junction temperature operation
- All parts tested to greater than 1,870V

Package



Parallel

Benefits

- Outstanding performance at high frequency operation
- Low loss and low EMI noise
- Very rugged and easy mounting
- Internally isolated package (AIN)
- Low junction to case thermal resistance
- Easy paralleling due to positive T_C of V_F
- RoHS compliant

Part #	Package	Marking
GHXS100B170S-D3	SOT-227	GHXS100B170S-D3

Applications

- Switched-mode power supply
- Induction heater
- Welding equipment
- Charging station



Maximum Ratings, at T_j=25 °C, unless otherwise specified (per leg)

Characteristics	Symbol	Conditions	Values	Unit
Continuous forward current	I _F *	T _C =25 °C, T _j =175 °C	214	A
		T _C =135 °C, T _j =175 °C	100	
		T _C =150 °C, T _j =175 °C	75	
Surge non-repetitive forward current sine halfwave	I _{FSM}	T _C =25 °C, t _p =8.3 ms	807	A
		T _C =110 °C, t _p =8.3 ms	727	
Non-repetitive peak forward current	I _{F,max}	T _C =25 °C, t _p =10 μs	3500**	A
i ² t value	∫i ² dt	T _C =25 °C, t _p =8.3 ms	2705	A ² s
		T _C =110 °C, t _p =8.3 ms	2191	
Repetitive peak reverse voltage	V _{RRM}	T _j =25 °C	1700	V
Diode dv/dt ruggedness	dv/dt	Turn-on slew rate, repetitive	200	V/ns
Power dissipation	P _{tot} *	T _C =25 °C	882	W
Operating junction temperature	T _j		-55...175	°C
Storage temperature	T _{storage}		-55...150	°C

Notes: *Typical R_{thjC} used

**Limited by testing equipment

1700V SiC Power Module

GHXS100B170S-D3

Electrical Characteristics, at $T_j=25\text{ }^\circ\text{C}$, unless otherwise specified (per leg)

Characteristics	Symbol	Conditions	Values			Unit
			min.	typ.	max.	
DC blocking voltage	V_{DC}	$I_R=400\mu\text{A}$, $T_j=25\text{ }^\circ\text{C}$	1700	-	-	V
Breakdown voltage	V_{BR}	$I_R=10\text{mA}$, $T_j=25\text{ }^\circ\text{C}$	1870	-	-	V
Diode forward voltage	V_F	$I_F=100\text{A}$, $T_j=25\text{ }^\circ\text{C}$	-	1.5	1.65	V
		$I_F=100\text{A}$, $T_j=125\text{ }^\circ\text{C}$	-	2.0	-	
		$I_F=100\text{A}$, $T_j=175\text{ }^\circ\text{C}$	-	2.3	2.80	
Reverse current	I_R	$V_R=1,700\text{V}$, $T_j=25\text{ }^\circ\text{C}$	-	19	400	μA
		$V_R=1,870\text{V}$, $T_j=25\text{ }^\circ\text{C}$	-	69	-	
		$V_R=1,700\text{V}$, $T_j=125\text{ }^\circ\text{C}$	-	303	-	
		$V_R=1,700\text{V}$, $T_j=175\text{ }^\circ\text{C}$	-	1397	4000	
Total capacitive charge	Q_C	$V_R=1700\text{V}$, $T_j=25\text{ }^\circ\text{C}$	-	1021	-	nC
Total capacitance	C	$V_R=1\text{V}$, $f=1\text{ MHz}$	-	7133	-	pF
		$V_R=800\text{V}$, $f=1\text{ MHz}$	-	433	-	
		$V_R=1700\text{V}$, $f=1\text{ MHz}$	-	428	-	

Thermal and Package Characteristics, at $T_j=25\text{ }^\circ\text{C}$, unless otherwise specified

Characteristics	Symbol	Conditions	Values			Unit
			min.	typ.	max.	
Thermal resistance, junction-case	R_{thJC}	Per leg	-	0.17	0.22	$^\circ\text{C/W}$
Mounting torque	M_d	M4-0.7 screws	1.1	-	1.5	N-m
Terminal connection torque	M_{dt}	M4-0.7 screws	-	1.1	1.3	N-m
Package weight	W_t		-	32	-	g
Isolation voltage	V_{ISOL}	$I_{ISOL} < 1\text{mA}$, 50/60 Hz, 1 min	3000	-	-	V

Typical Performance Per Leg

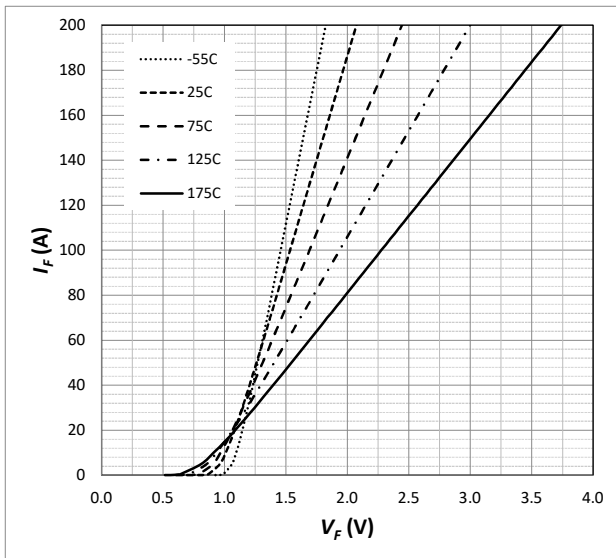


Fig. 1 Forward Characteristics (parameterized on T_j)

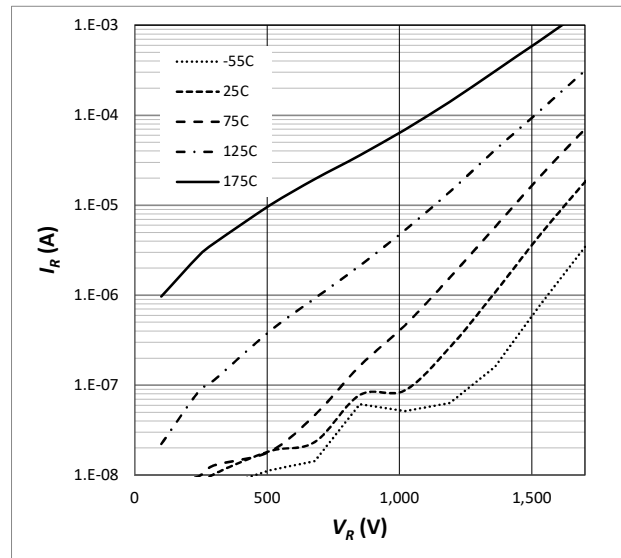


Fig. 2 Reverse Characteristics (parameterized on T_j)

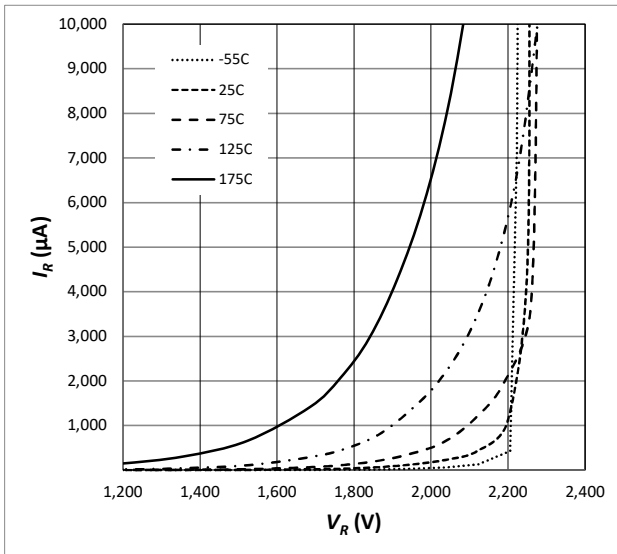


Fig. 3 Reverse Characteristics (parameterized on T_j)

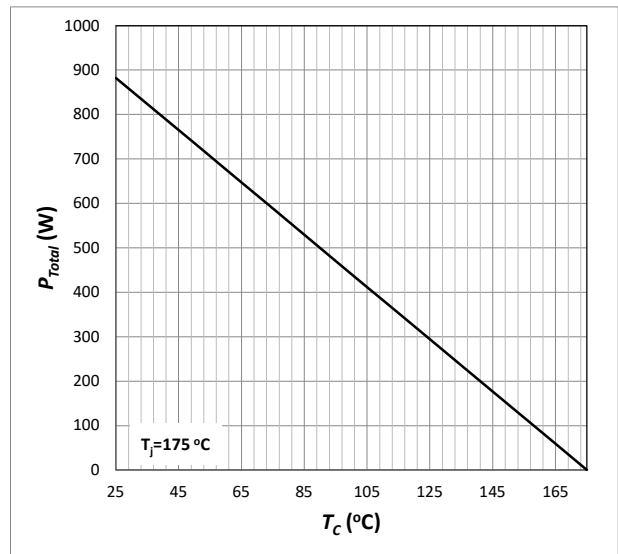


Fig. 4 Power Derating

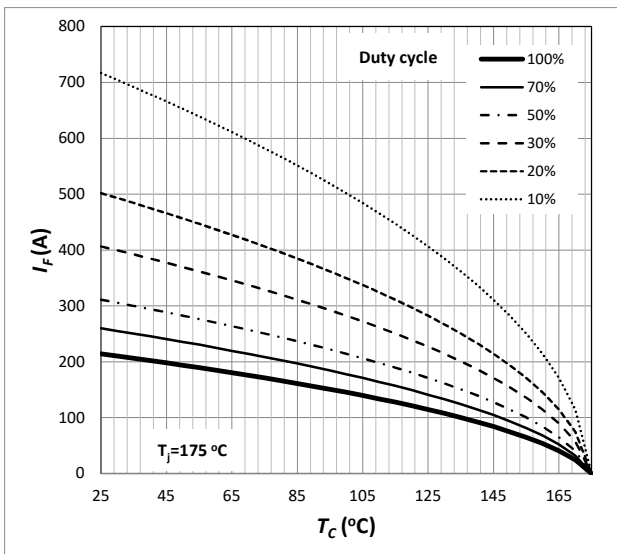


Fig. 5 Current Derating

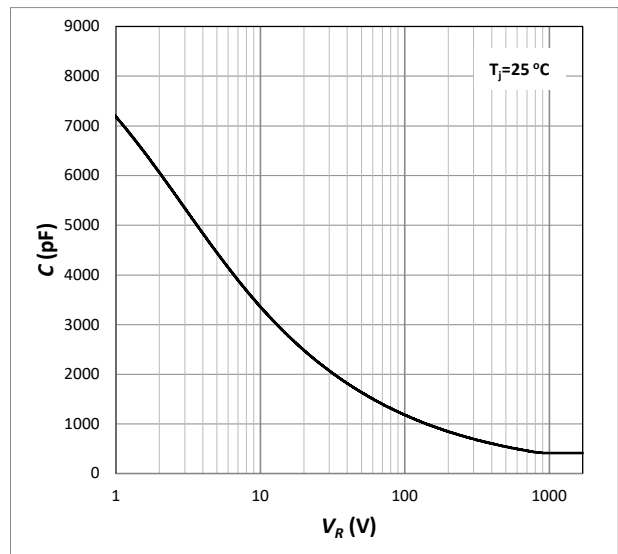


Fig. 6 Capacitance

1700V SiC Power Module

GHXS100B170S-D3

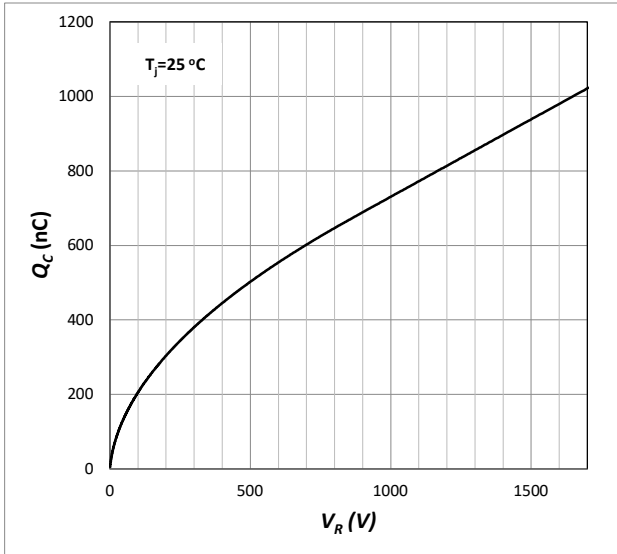


Fig. 7 Capacitive Charge

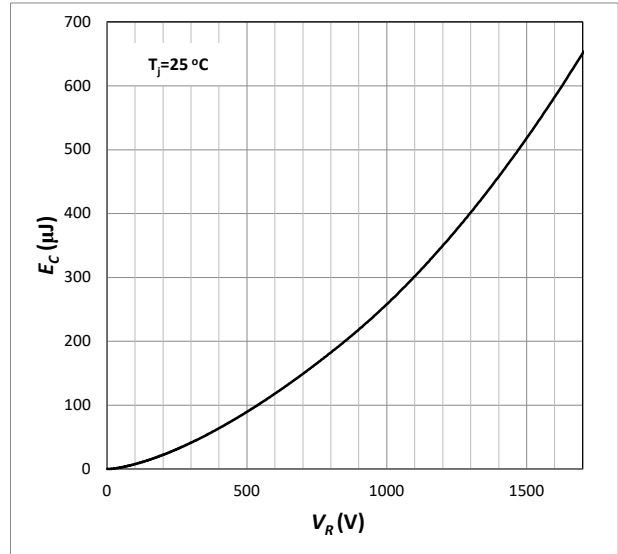


Fig. 8 Typical Capacitance Stored Energy

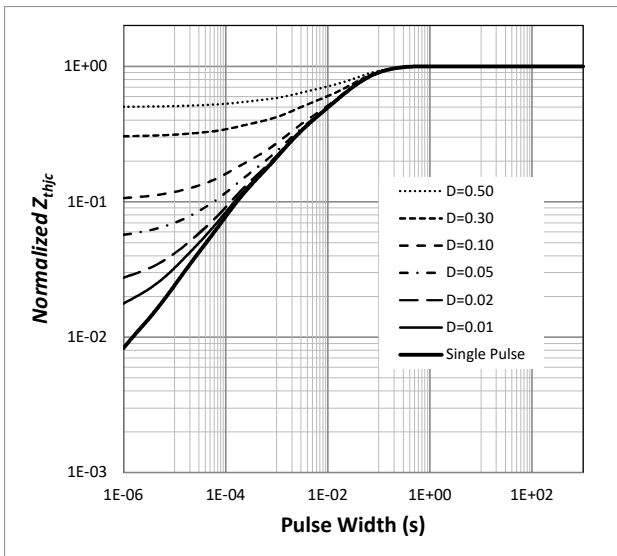
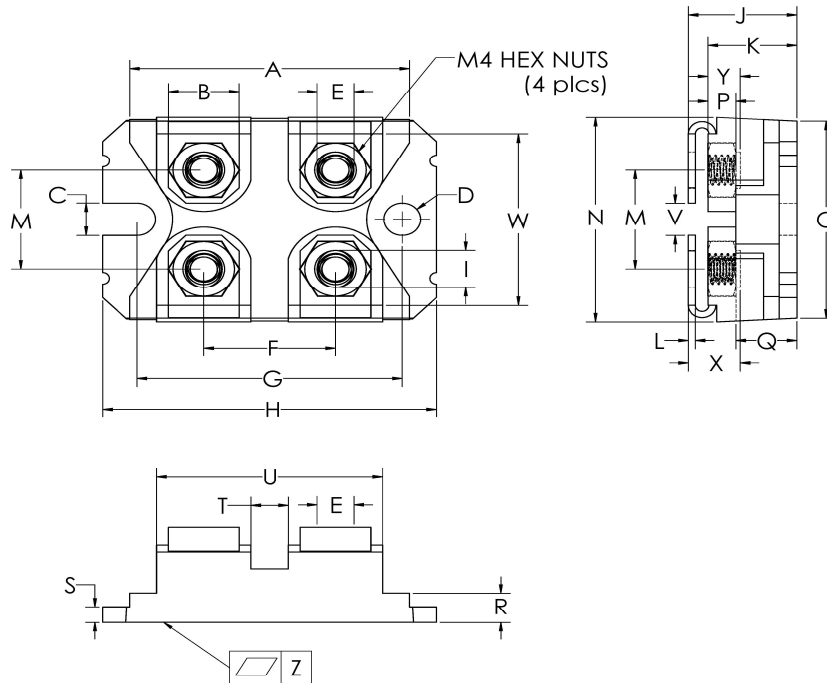


Fig. 9 Transient Thermal Impedance

1700V SiC Power Module

GHXS100B170S-D3

Package Dimensions SOT-227



Sym	Millimeters		Inches	
	Min	Max	Min	Max
A	31.67	31.90	1.247	1.256
B	7.95	8.18	0.313	0.322
C	4.14	4.24	0.163	0.167
D	4.14	4.24	0.163	0.167
E	4.14	4.24	0.163	0.167
F	14.94	15.09	0.588	0.594
G	30.15	30.25	1.187	1.191
H	38.00	38.10	1.496	1.500
I	4.75	4.83	0.187	0.190
J	11.68	12.19	0.460	0.480
K	9.45	9.60	0.372	0.378
L	0.76	0.84	0.030	0.033
M	12.62	12.88	0.497	0.507
N	25.15	25.30	0.990	0.996
O	24.79	25.04	0.976	0.986
P	3.02	3.15	0.119	0.124
Q	6.71	6.96	0.264	0.274
R	4.17	4.42	0.164	0.174
S	2.08	2.13	0.082	0.084
T	3.28	3.63	0.129	0.143
U	26.75	26.90	1.053	1.059
V	3.86	4.24	0.152	0.167
W	20.55	26.90	0.809	0.814
X	5.45	5.85	0.215	0.230
Y	3.15	3.66	0.124	0.144
Z	0.00	0.13	0.000	0.005

1700V SiC Power Module

GHXS100B170S-D3

Revision History

Date	Revision	Notes
7/2/2021	0.1	Preliminary release
3/15/2024	0.2	Update specs
7/11/2024	1	Initial release

Notes

RoHS Compliance

The levels of RoHS restricted materials in this product are below the maximum concentration values (also referred to as the threshold limits) permitted for such substances, or are used in an exempted application, in accordance with EU Directive 2011/65/EC (RoHS2), as implemented March, 2013. RoHS Declarations for this product can be obtained from the Product Documentation sections of www.SemiQ.com.

REACH Compliance

REACH substances of high concern (SVHC) information is available for this product. Since the European Chemicals Agency (ECHA) has published notice of their intent to frequently revise the SVHC listing for the foreseeable future, please contact our office at SemiQ Headquarters in Lake Forest, California to insure you get the most up-to-date REACH SVHC Declaration. REACH banned substance information (REACH Article 67) is also available upon request.

SemiQ Inc., reserves the right to make changes to the product specifications and data in this document without notice. SemiQ products are sold pursuant to SemiQ's terms and conditions of sale in place at the time of order acknowledgement.

This product has not been designed or tested for use in, and is not intended for use in, applications implanted into the human body nor in applications in which failure of the product could lead to death, personal injury or property damage, including but not limited to equipment used in the operation of nuclear facilities, life-support machines, cardiac defibrillators or similar emergency medical equipment, aircraft navigation or communication or control systems, or air traffic control.

SemiQ makes no warranty, representation or guarantee regarding the suitability of its products for any particular purpose, nor does SemiQ assume any liability arising out of the application or use of any product or circuit, and specifically disclaims any and all liability, including without limitation special, consequential or incidental damages. Buyer is responsible for its products and applications using SemiQ products.

To obtain additional technical information or to place an order for this product, please contact us. The information in this datasheet is provided by SemiQ. SemiQ reserves the right to make changes, corrections, modifications, and improvements of datasheet without notice.

Mouser Electronics

Authorized Distributor

Click to View Pricing, Inventory, Delivery & Lifecycle Information:

[SemiQ:](#)

[GHXS100B170S-D3](#)