

TABLE 1

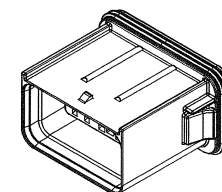
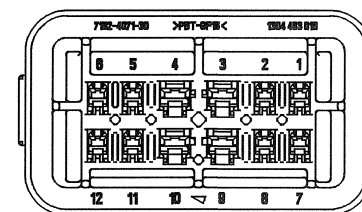
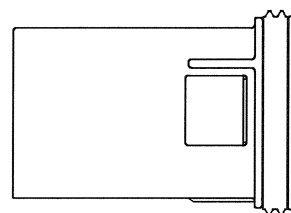
SUB ASS'Y NO.	NO.	PART NO.	PART NAME	MATERIAL	COLOR	QTY
7282-4071-30	1	7182-4071-30	HYBRID SYSTEM CONNECTOR 12P (M) HOUSING	PBT GF15	BLACK	1
	2	7137-2757-50	HYBRID SYSTEM CONNECTOR 12P (M) LAMP HOUSING SEAL	SILICONE RUBBER	ORANGE	1
	3	7158-6219	HYBRID SYSTEM CONNECTOR 12P (M) FRONT HOLDER	PBT GF15	NATURAL	1

TABLE 2

APPLICABLE TERMINALS	WIRE RANGE mm ²	INSULATION RANGE DIA(mm)	TERMINAL PART NO.
1.5 (M) TERMINAL TIN PLATED	0.35-0.5	1.2-1.7	7114-4100-02
	0.75-1.0	1.6-2.2	7114-4101-02
2.8 (M) TERMINAL TIN PLATED	0.35-0.5	1.2-1.7	7114-4110-02
	0.75-1.0	1.6-2.2	7114-4111-02
	1.5-2.5	2.2-3.0	7114-4112-02

△ NOTES:

1. MATERIAL: SEE TABLE 1
2. COLOR: SEE TABLE 1
3. APPLICABLE TERMINALS: SEE TABLE 2
4. APPLICABLE WIRE SIZES: SEE TABLE 2
5. THIS DIMENSION SHOWS THE POSITION OF FRONT HOLDER ON THE SUB-ASSEMBLY.
6. MATING PRODUCT ACCORDING DRAWING: 7283-4071-30:R.
7. APPLICABLE LAMP INTERFACE DRAWING NO: 7282-4071-30:A.
8. CONNECTOR INSERTION FORCE INTO LAMP: <150N.
9. CONNECTOR PULL OUT FORCE FROM LAMP: >150N.
10. FOR GENERAL GEOMETRICAL TOLERANCE SEE TABLE (ECCENT=ECCENTRICITY).
11. HANDLING MANUAL: YPES-15-878E.
12. PRODUCT STANDARD: YPES-11-04-150E.
13. THE MATERIALS USED IN THIS PRODUCT ARE IN CONFORMITY WITH REQUIREMENTS OF EU ELV 2000/53/EC DIRECTIVE AND ASSOCIATED DOCUMENTS.
14. PRINTED COPIES ARE UNCONTROLLED. THEY ARE POTENTIALLY OUT-OF-DATE AND INVALID. DATABASE IS MASTER.



ISOMETRIC VIEW
(SCALE 1/1)

Δ	09/09/30	CHANGED FRAME & NOTES	Y09-0387	V.M.
Δ	03/06/09	NEW	C03-0586	M.P.
Δ	03/02/26	CHANGED FORM&DIMENSIONS,ADD TABLE	T03-0515	M.P.
Δ	02/06/10	NEW	T02-E077	J.S.
LET	DATE	REVISION RECORD	NO.	CHKD

GENERAL TOLERANCE									
	10MAX	50MAX	100MAX	250MAX	2500VR	ANGLE	ECCENT	MASS	
A	±0.15	±0.2	±0.3	±0.5	±0.75	±30'	0.1		
B	±0.2	±0.3	±0.55	±0.95	±1.4	±30'	0.1		
(C)	±0.3	±0.5	±0.8	±1.4	±2	±30'	0.15		
SPECIFIED									23.2 g

CUSTOMER Δ					MATL. SPEC. SEE TABLE			TREAT. & FIN.		ISSUE MARK	
CUSTOMER PART NO.			CUSTOMER DWG NO.			NAME					
Δ						HYBRID SYSTEM CONNECTOR 12P					
OFFICE YEL-K			TRIAL PART NO.			(M)SUBASS'Y LAMP APPLICATION					
VENDOR			X40182-E406								
VENDOR NO.											
IT	DWG TYPE	DWG SOURCE	DWG DATE	UNIT	SCL	ANGLE	PART NO.	7282-4071-30			
	R	NEW	02/06/10	mm	2/1	3	CH. CODE				
	APPROVED	CHECKED	CHECKED	DESIGN	DRAWN		DWG NO.	7282-4071-30:R		SET DWG NO.	
	T. SCHALLER	R. RESMAN	V. MAHOVIC	M. PLESKO	G. BES		YAZAKI CORPORATION				
	P.P. Mahovic		Mahovic								
	02.10.2009		01.10.2009	03/02/25	09/09/30						

Mouser Electronics

Authorized Distributor

Click to View Pricing, Inventory, Delivery & Lifecycle Information:

[Yazaki:](#)

[7282407130](#)