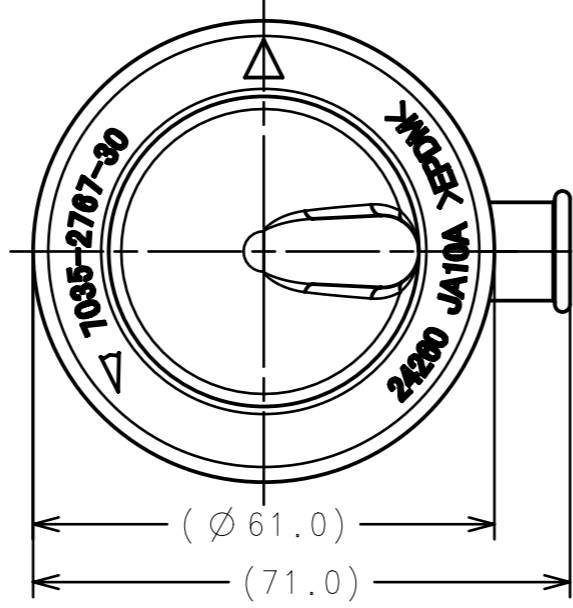
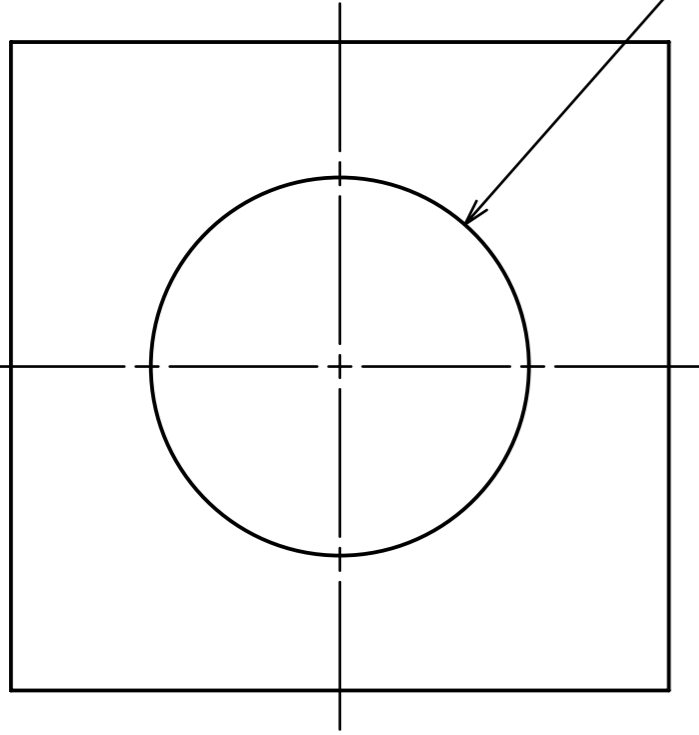
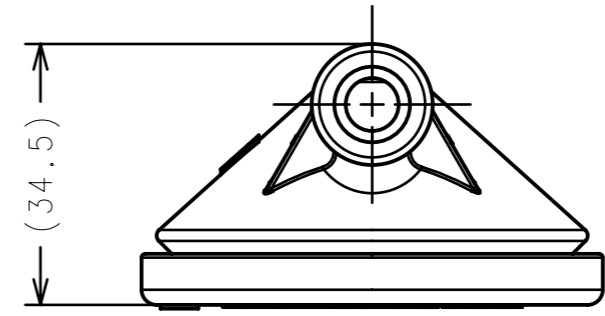
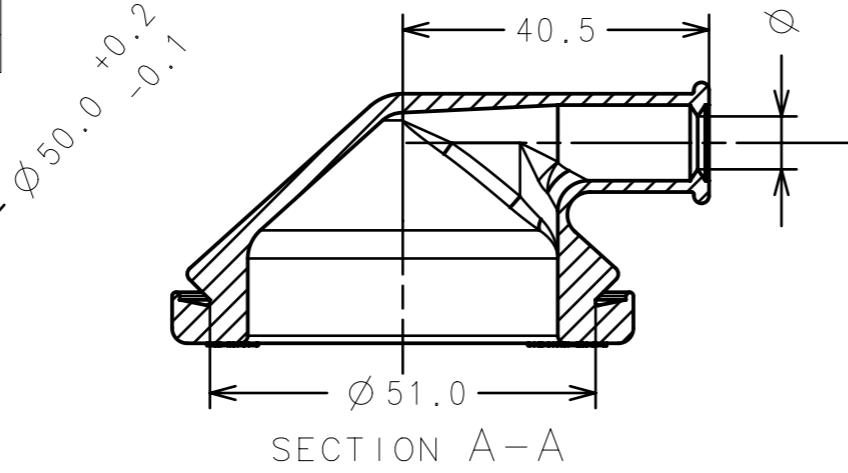
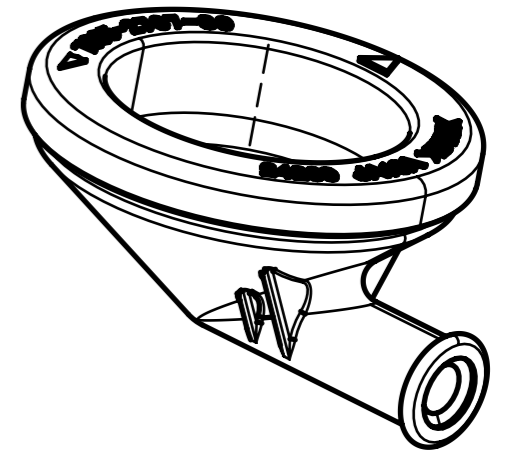
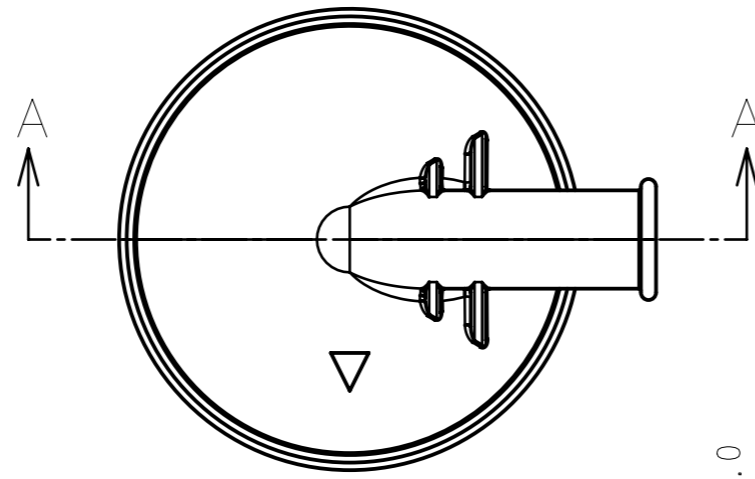


RUBBER PART GENERAL TOLERANCE				
PART DIM.	1	2	③	
0 TO 3	± 0.2	± 0.3	± 0.4	
3 TO 6	± 0.2	± 0.4	± 0.5	
6 TO 10	± 0.3	± 0.5	± 0.6	
10 TO 18	± 0.3	± 0.6	± 0.8	
18 TO 30	± 0.4	± 0.8	± 1.0	
30 TO 50	± 0.5	± 1.0	± 1.5	
50 TO 80	± 0.6	± 1.2	± 2.0	
80 TO 120	± 0.7	± 1.4	± 2.5	
120 TO 180	± 0.8	± 1.6	± 3.0	
180 TO 250	± 1.0	± 2.0	± 4.0	
250 TO 315	± 1.2	± 2.5	± 5.0	
315 TO 400	± 1.5	± 3.0	± 6.0	
400 TO 500	± 1.8	± 3.5	± 7.0	
500 OVER	± 0.4%	± 0.8%	± 1.5%	



- NOTES:
- MUST BE FREE OF FLASH, CRACKS AND IMPERFECTIONS THAT AFFECT FIT AND FUNCTION
  - APPLICABLE WIRE HARNESS: Ø 7.0 - Ø 12.0
  - MATERIAL: EPDM (BLACK)

ISSUE MARK

				CUSTOMER		MATERIAL SPEC.		TREAT. & FIN.							
				CUSTOMER PART NO.		NOTED									
				CUSTOMER DWG NO.		NAME		GROMMET							
11/26/19				NEW		C19-AA17		M/JG							
LET	DATE	REVISION RECORD	NO.	CHKD	OFFICE	YNA	TRIAL PART NO.								
GENERAL TOLERANCE				VENDOR		VENDOR NO.									
10MAX	50MAX	100MAX	250MAX	250OVR	ANGLE	ECCENT	DWG TYPE	DWG SOURCE	DWG DATE	UNIT	SCL	ANGLE	PART NO.	7035-2767-30	
A ±0.15	±0.2	±0.3	±0.5	±0.75	±30'	0.1	R	NEW	11/26/19	mm	1:1	3	DWG NO.	7035-2767-30:R	
B ±0.2	±0.3	±0.55	±0.95	±1.4	±30'	0.1	APPROVED	CHECKED	CHECKED	DESIGN	DRAWN		YAZAKI CORPORATION		
C ±0.3	±0.5	±0.8	±1.4	±2	±30'	0.15				MIKE					
SPECIFIED				WEIGHT		28.2g									

# Mouser Electronics

Authorized Distributor

Click to View Pricing, Inventory, Delivery & Lifecycle Information:

Yazaki:

[7035276730](#)