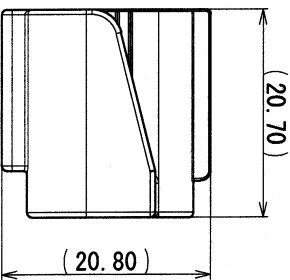
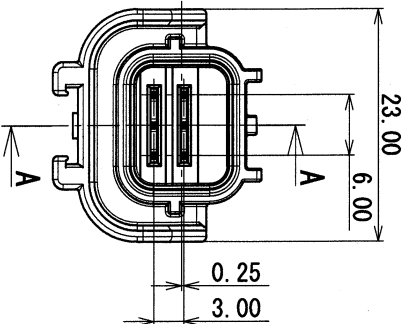
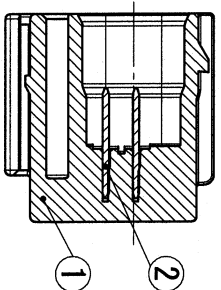
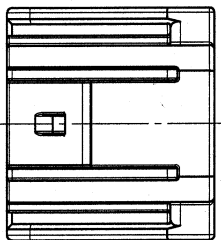


GENERAL TOLERANCE										
10 MAX	50 MAX	100 MAX	250 MAX	250 OVR	RS MAX	R10 MAX	R20 MAX	R20 OVR	ANGLE	ECCENT
A	±0.15	±0.2	±0.3	±0.5	±0.75				±3°	0.1
B	±0.2	±0.3	±0.55	±0.95	±1.4	±0.2	±0.3	±0.5	±3°	0.1
Ⓞ	±0.3	±0.5	±0.8	±1.4	±2				±3°	0.15

ASSEMBLY PART NO. AND CH. CODE	PART NO. AND CH. CODE	MATERIAL	COLOR	QTY.
7382-9454-30	① 7182-9454-30	PBT	BLACK	1
	② 7114-9518-02	BRASS TIN PLATING	—	2



SEC. A-A

- 注記
- 1. 嵌合相手品番 : 7283-2764-30 ETC.
 - 2. 適用クリップ品番 : 7147-8790

- NOTES
- 1. MATING PART NO. : 7283-2764-30 ETC.
 - 2. APPLICABLE CLIP PART NO. : 7147-8790

CUSTOMER		CUSTOMER PART NO.		CUSTOMER DWG NO.	

REVISION RECORD		OFFICE		TRIAL PART NO.	
DATE	REVISION	NO.	CHKD		
05/03/14	NEW	C05-2395	K.N		

GENERAL TOLERANCE												
10MAX	50MAX	100MAX	250MAX	250OVR	ANGLE	ECCENT	DWG TYPE	DWG SOURCE	DWG DATE	UNIT	SCL	ANGLE
A	±0.15	±0.2	±0.3	±0.5	±0.75	0.1	R	NEW	05/03/14	mm	2:1	3
B	±0.2	±0.3	±0.55	±0.95	±1.4	0.1	APPROVED	CHECKED		DESIGN		DRAWN
C	±0.3	±0.5	±0.8	±1.4	±2	0.15	<i>R. Okuma</i>	<i>K. Nishio</i>	<i>S. Mizutani</i>	K. NIHO		E. PANTONI
SPECIFIED							MASS	8	205.03.14	05.03.14	05/02/17	05/03/14

MATL. SPEC.	SEE TABLE	TREAT. & FIN.	ISSUE MARK
NAME	HS 025 6P JOINT CONNECTOR		
ASSEMBLY NAME	ASSEMBLY MALE		
PART NO.	7382-9454-30		
DWG NO.	7382-9454-30:R		SET DWG NO.
YAZAKI CORPORATION			

1 2 3

Mouser Electronics

Authorized Distributor

Click to View Pricing, Inventory, Delivery & Lifecycle Information:

[Yazaki:](#)

[7382945430](#)