

TABLE 1

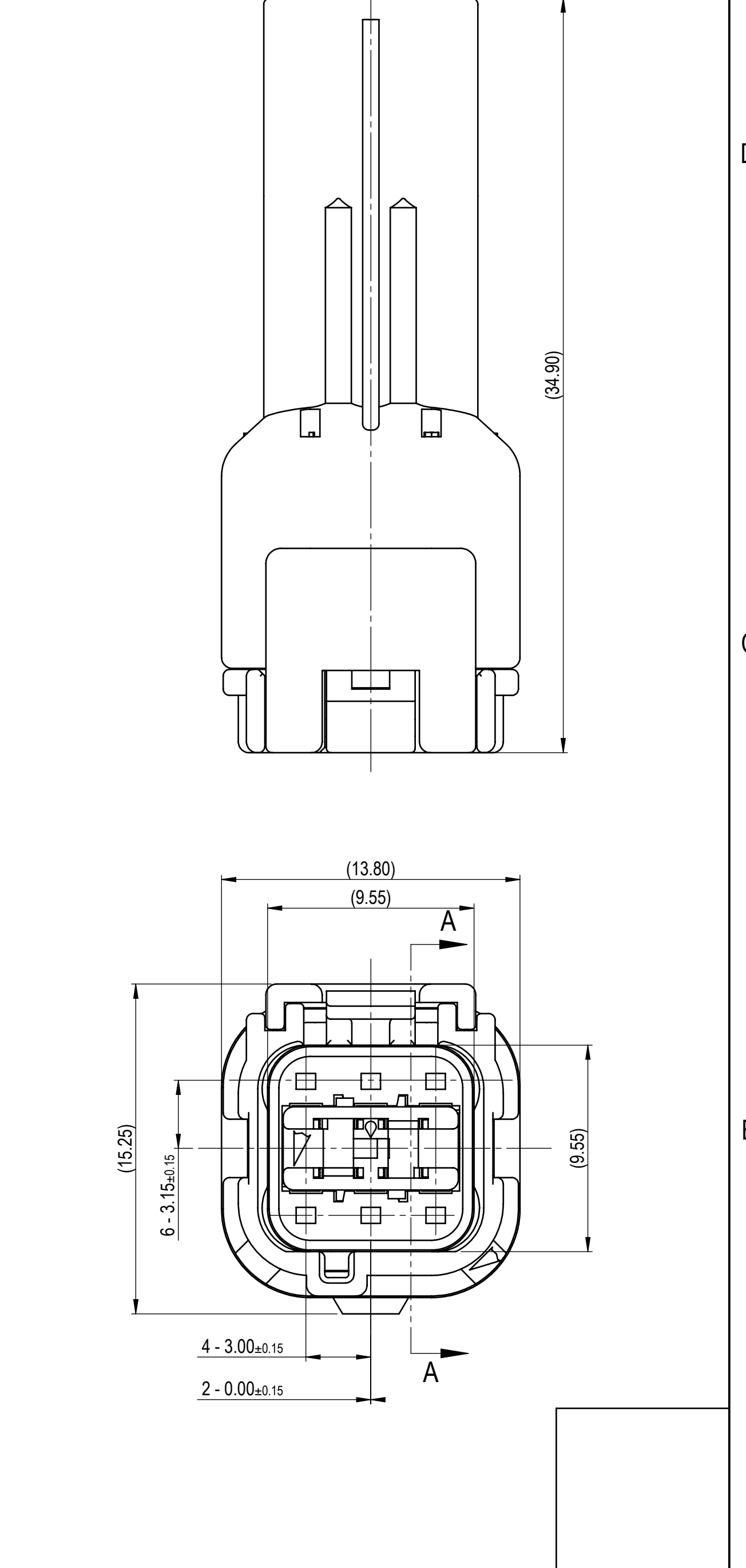
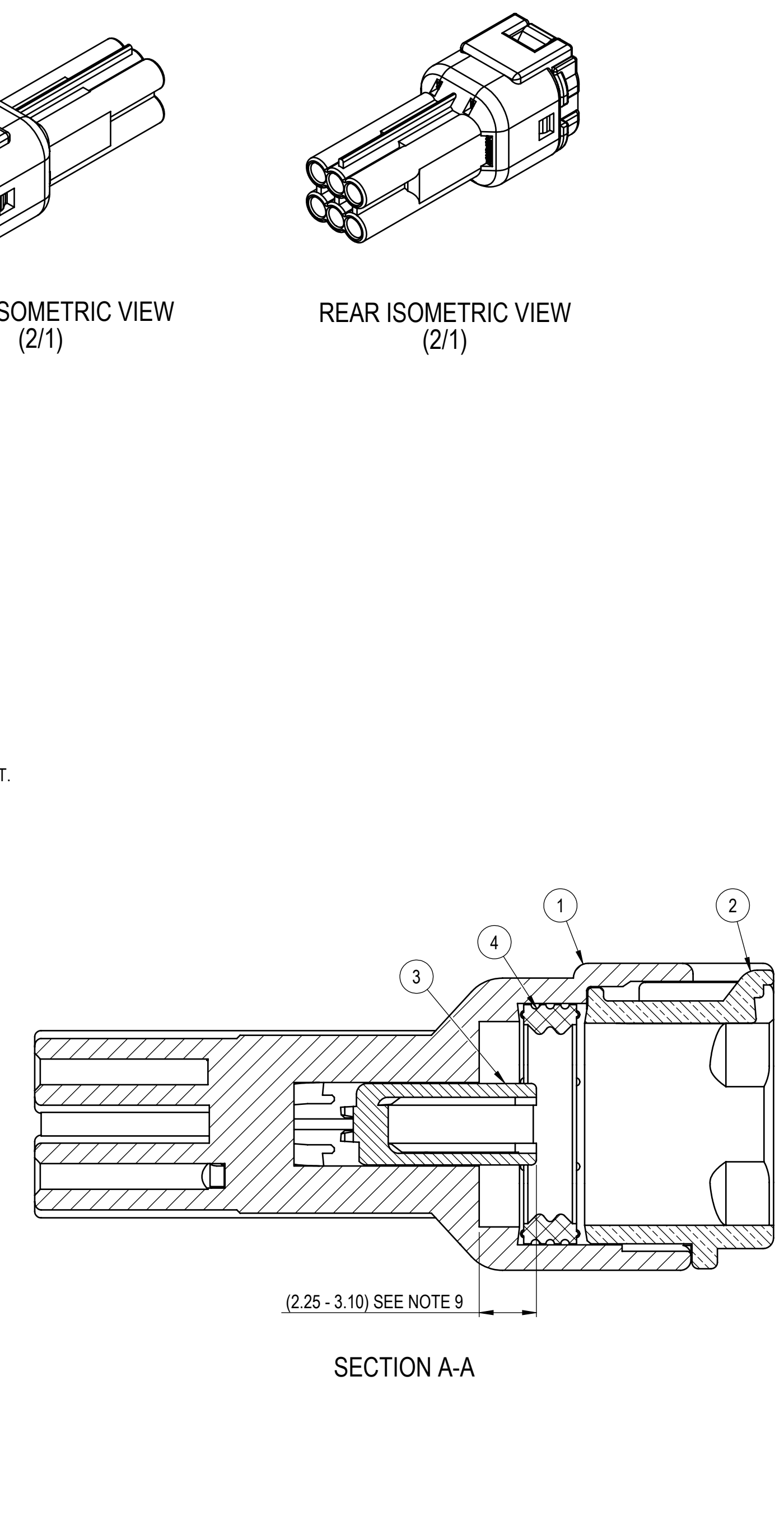
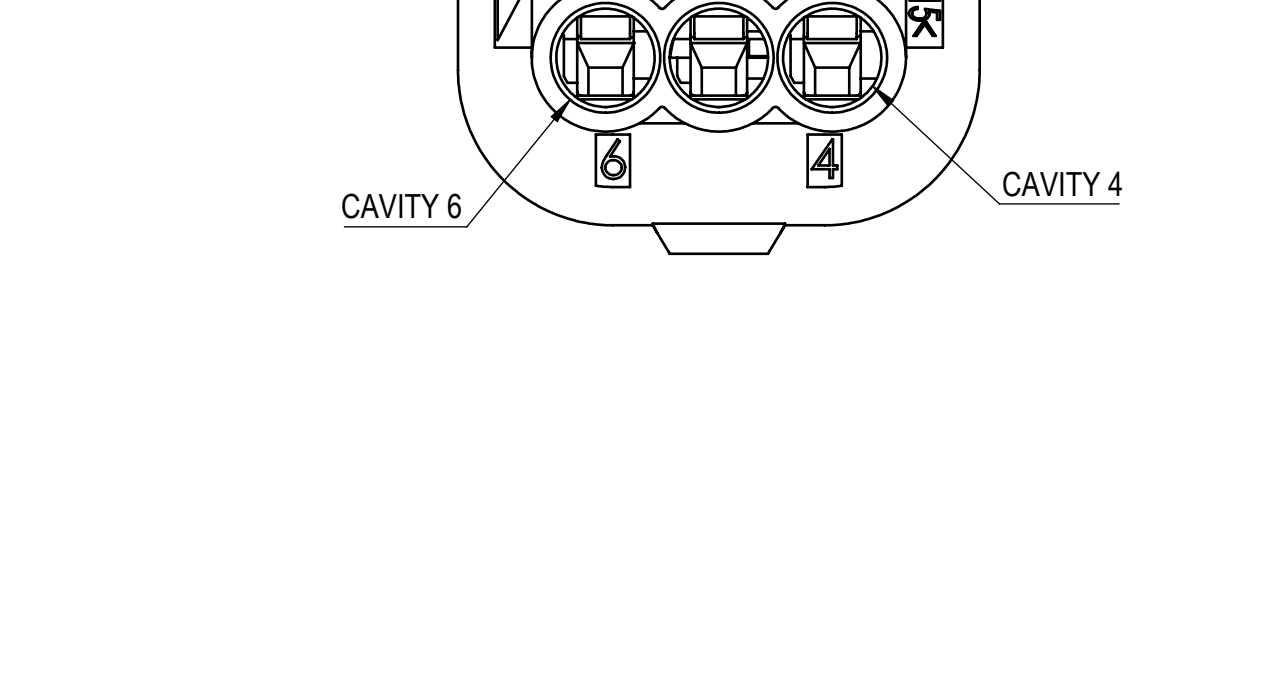
SUB-ASSEMBLY PART NUMBER	NO.	PART NUMBER	PART NAME	MATERIAL	COLOR	QUANTITY
SEE TABLE 2	①	SEE TABLE 2	6P 0.64mm RH SEALED MALE CONNECTOR HOUSING	PBT-GF15	BLACK	1
SEE TABLE 2	②	SEE TABLE 2	6P 0.64mm RH SEALED MALE CONNECTOR SEAL RETAINER	PBT-GF15	SEE TABLE 2	1
SEE TABLE 2	③	7172-1487	6P 0.64mm RH SEALED MALE CONNECTOR TPA	PBT-GF15	NATURAL	1
SEE TABLE 2	④	7137-3122-50	6P 0.64mm RH SEALED MALE CONNECTOR INTERFACE SEAL	SILICONE	RED	1

TABLE 2

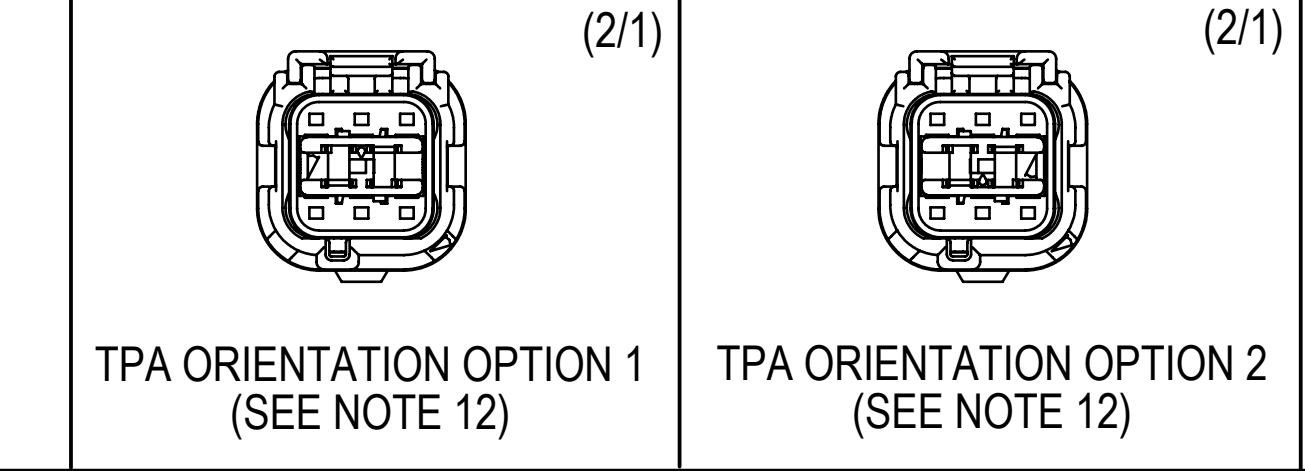
SUB-ASSEMBLY PART NUMBER	HOUSING PART NUMBER	SEAL RETAINER PART NUMBER	KEYWAY	COLOR	BLOCKED CAVITY						MATING PART NUMBER	
					1	2	3	4	5	6		
7297-2805-30	7197-2805-30	7172-1686-30	A	BLACK								7289-8958-30
7297-2806-30	7197-2806-30	7172-1686-30	A	BLACK	X						X	7289-8959-30
7297-8745-40	7197-2805-30	7172-2030-40	B	LIGHT GRAY								7298-8740-40
7297-8746-40	7197-2806-30	7172-2030-40	B	LIGHT GRAY	X						X	7298-8741-40
7297-8943-10	7197-2805-30	7172-2052-10	C	DARK GRAY								7298-8944-10
7297-8945-10	7197-2806-30	7172-2052-10	C	DARK GRAY	X						X	7298-8946-10

NOTES:

- PARTS MUST BE PURCHASED FROM YAZAKI.
- PARTS MUST BE FREE OF FLASH AND IMPERFECTIONS THAT AFFECT FUNCTION.
- APPLICABLE TERMINAL: SEE 7114-4415-02:R DRAWING (0.64mm RH TYPE)
MAX WIRE OD: 1.90mm
MIN WIRE OD: 0.81mm
- APPLICABLE WIRE SEAL: SEE 7158-3165-90-R DRAWING (0.64mm RH TYPE)
- APPLICABLE CAVITY PLUG: SEE 7158-3169-40-R DRAWING (0.64mm RH TYPE)
- MATING PART NUMBER: SEE TABLE 2.
- PART SATISFIES USCAR-2 REV 6, FEB 2013 (T3/V2/S3/MF2)
- PART TO COMPLY WITH YPES-31-038 REQUIREMENTS.
- THIS DIMENSION SHOWS THE PRE-SET POSITION OF THE TPA.
- THIS DRAWING IS TO BE USED FOR INTERNAL YAZAKI PSW SUBMISSION.
- HANDLING MANUAL NUMBER: YPES-15-1746E
- TPA CAN BE INSTALLED IN EITHER ORIENTATION SHOWN WITH NO EFFECTS TO THE FUNCTION OF THE PART.



DATE	REVISION RECORD	NO.	CHKD
01-26-2022	ADDED KEYWAY B / KEYWAY C & CONFIGURATIONS. UPDATED NOTE	C22-A043	F.R.
09-04-2018	NEW	C18-A849	DZ



GENERAL TOLERANCE

	10MAX	50MAX	100MAX	250MAX	250OVR	R5 MAX	R10 MAX	R20 MAX	R20 OVR	ANGLE	ECCENT
A	±0.15	±0.20	±0.30	±0.50	±0.75	±0.20	±0.30	±0.50	±2.50	±3°	0.1
B	±0.20	±0.30	±0.55	±0.95	±1.40	±0.20	±0.30	±0.50	±2.50	±3°	0.15
C	±0.30	±0.50	±0.80	±1.40	±2.00					±3°	0.15

MASS (2.90) g

CUSTOMER PART NO.	CUSTOMER DWG NO.	MATL SPEC.	TREAT. & FIN.
7297-2805-30, ETC.		SEE TABLE	N/A
NAME			
6P 0.64mm RH SEALED MALE CONNECTOR SUB-ASSEMBLY			
PART NO. CH. CODE			
7297-2805-30, ETC.			
DWG NO.			
7297-2805-30:R			
YAZAKI CORPORATION			

Mouser Electronics

Authorized Distributor

Click to View Pricing, Inventory, Delivery & Lifecycle Information:

[Yazaki:](#)

[7297280630](#) [7297280530](#)