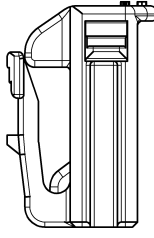
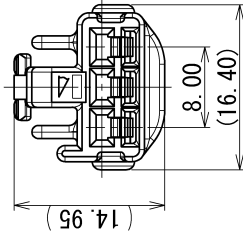
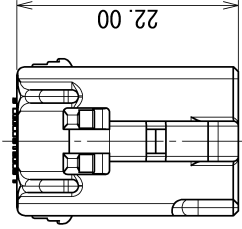


GENERAL TOLERANCE											
	10 MAX	50 MAX	100 MAX	250 MAX	250 OVR	R5 MAX	R10 MAX	R20 MAX	R20 OVR	ANGLE	ECCENT
A	±0.15	±0.2	±0.3	±0.5	±0.75					±3°	0.1
B	±0.2	±0.3	±0.55	±0.95	±1.4	±0.2	±0.3	±0.5	±2.5	±3°	0.1
(C)	±0.3	±0.5	±0.8	±1.4	±2					±3°	0.15



PART NO. AND CH. CODE	COLOR
7183-2418, (A) (7B83-2418, (A))	NATURAL
7183-2418-30, (A)	BLACK
7183-2418-40, (A)	GRAY
7183-2418-90, (A)	BLUE

△ 注記

- 取扱説明書No. YPES-15-408
- () 内品番は、エアバッグ (A/B) 回路及び特別管理回路に使用する時に適用すること。

△ NOTES

- HANDLING MANUAL NO. YPES-15-408
- PART NUMBERS IN PARENTHESIS SHALL BE USED FOR AIR BAG (A/B) CIRCUITS AND OTHER CIRCUITS DESIGNATED FOR SPECIAL MONITORING.

10/10/28	CHANGED PART NAME, ETC.	C10-ZB01	O. S	CUSTOMER	CUSTOMER PART NO.	CUSTOMER DWG NO.	MATL. SPEC.	△ PBT (COLOR: SEE TABLE)	TREAT. & FIN.	ISSUE MARK								
03/08/06	NEW (A)	C03-X492	E. F	OFFICE		TRIAL PART NO.	NAME	△ HLC 2.3 II 3P HOUSING FEMALE										
DATE	REVISION RECORD	NO.	CHKD	VENDOR		VENDOR NO.												
GENERAL TOLERANCE																		
10MAX	50MAX	100MAX	250MAX	250OVR	ANGLE	ECCENT	DWG TYPE	DWG SOURCE	DWG DATE	UNIT	SCL	ANGLE	PART NO. CH. CODE	SET DWG NO.				
±0.15	±0.2	±0.3	±0.5	±0.75	±30'	0.1	R	NEW	03/08/06	mm	2:1	3	△ 7183-2418 ETC. (7B83-2418, (A))					
±0.2	±0.3	±0.55	±0.95	±1.4	±30'	0.1	APPROVED	CHECKED		DESIGN	DRAIN		DWG NO.					
±0.3	±0.5	±0.8	±1.4	±2	±30'	0.15							7183-2418:R					
SPECIFIED											M. FUKUDA		O. SUGIYAMA		E. FUKUDA		M. ALAGAR	
											10/10/28		10/10/28		02/09/04		10/10/28	
											YAZAKI CORPORATION							

Mouser Electronics

Authorized Distributor

Click to View Pricing, Inventory, Delivery & Lifecycle Information:

[Yazaki:](#)

[71832418](#)