

GENERAL TOLERANCE											
	10 MAX	50 MAX	100 MAX	250 MAX	250 OVR	R5 MAX	R10 MAX	R20 MAX	R20 OVR	ANGLE	ECCENT
A	±0.15	±0.2	±0.3	±0.5	±0.75					±3°	0.1
B	±0.2	±0.3	±0.55	±0.95	±1.4	±0.2	±0.3	±0.5	±2.5	±3°	0.1
C	±0.3	±0.5	±0.8	±1.4	±2					±3°	0.15

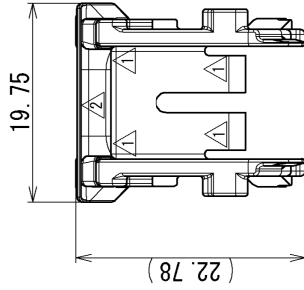
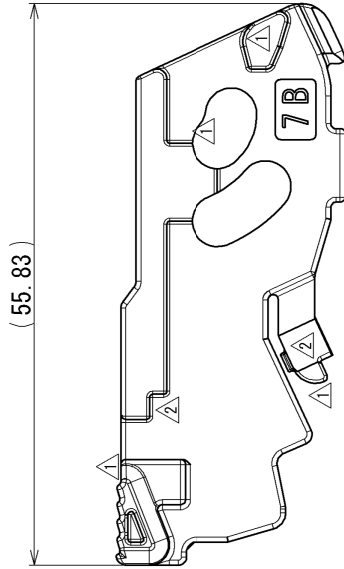
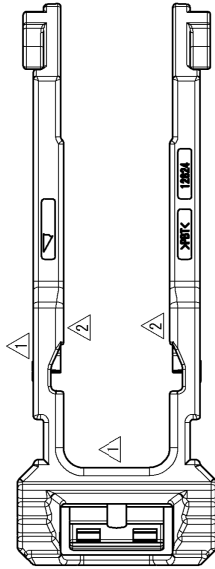
△ 2	PART NO.	COLOR
△ 2	AND CH. CODE	
△ 2	7173-0749-30	BLACK
△ 2	7173-0749-40	GRAY

注記

- 1. 取り付け可能部品 : 7287-1669, 7287-2638, 7287-1671 を合体したメスコネクタ
- 2. かん合相手品番 : 7186-2413

NOTES

- 1. INSTALL PART NO. : ASSEMBLED FEMALE CONNECTOR
FOR : 7287-1669, 7287-2638, 7287-1671
- 2. MATING PART NO. : 7186-2413



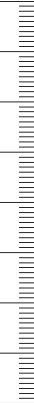
ISSUE MARK

△ 2013/05/28	CORRECTION OF CLERICAL ERROR	C13-Z250	E. O	CUSTOMER	CUSTOMER DWG NO.	TREAT.
△ 2010/05/28	CHANGED FORM, ETC.	C10-Z046	S. T	CUSTOMER PART NO.		& F IN.
△ 2008/12/02	CHANGED FORM & PART NO.	C08-Z848	T. E			
△ 2007/09/10	NEW	C07-Z924	A. T	OFFICE		
△ 2007/09/10	REVISION RECORD	NO.	CHKD	VENDOR	TRIAL PART NO.	

10MAX	50MAX	100MAX	250MAX	250OVR	ANGLE	ECCENT	PART NO.	MATERIAL SPEC. (PBT COLOR : SEE TABLE)	
±0.15	±0.2	±0.3	±0.5	±0.75	±30'	0.1	△ 7173-0749-40 ETC.		
±0.2	±0.3	±0.55	±0.95	±1.4	±30'	0.1	△ 7173-0749-40 : R		
±0.3	±0.5	±0.8	±1.4	±2	±30'	0.15			

GENERAL TOLERANCE			APPROVED	CHECKED	DESIGN	DRAWN	SET DWG NO.
			M. FUKUDA	N. SAKAMOTO	A. TSURUTA	E. ORLANI	
SPECIFIED	MASS		2013/05/28	2013/05/28	2007/05/17	2013/05/28	YAZAKI CORPORATION

1



2

3

Mouser Electronics

Authorized Distributor

Click to View Pricing, Inventory, Delivery & Lifecycle Information:

[Yazaki:](#)

[7173074940](#)