

PART NO. AND CH. CODE	W <sub>1</sub>	W <sub>2</sub>	H <sub>1</sub>	H <sub>2</sub>	R <sub>1</sub>	R <sub>2</sub>	△(REFERENCE) WIRE SIZE (mm <sup>2</sup> )
7116-4100-02	2.30	2.80	(2.30)	(3.50)	0.45	0.45	△0.3~0.5 EQUIVALENT
7116-4101-02	3.00	3.40	△(2.95)	(4.10)	0.65	0.65	△0.6~1.25, 0.35+0.35, 0.35+0.5 EQUIVALENT
7116-4104-02	△3.10	3.70	△(3.15)	(4.60)	0.65	0.65	△0.35+0.75, 0.5+0.5 1.5 EQUIVALENT

△GENERAL TOLERANCE

	10MAX	50MAX	100MAX	250MAX	250OVR	R5MAX	R10MAX	R20MAX	R20OVR	ANGLE	ECCENT
A	±0.15	±0.2	±0.3	±0.5	±0.75					±3°	0.1
B	±0.2	±0.3	±0.55	±0.95	±1.4	±0.2	±0.3	±0.5	±2.5	±3°	0.1
C	±0.3	±0.5	±0.8	±1.4	±2					±3°	0.15

注記

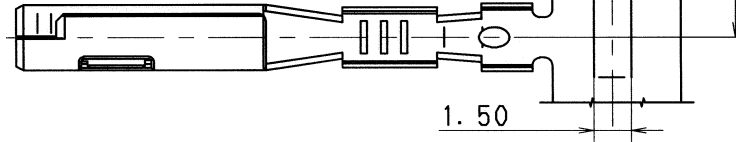
1. 嵌合雄ターミナル品番： 7114-4100-02 ETC.

△△2. 7116-4104-02における通電電流値は、1.0 mm<sup>2</sup>相当以下とする。

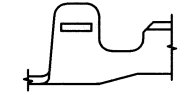
NOTES

1. MATING TERMINAL No. : 7114-4100-02 ETC.

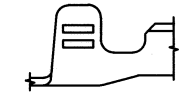
△△2. CURRENT FOR 7116-4104-02 SHALL BE THE CURRENT FOR 1.0 mm<sup>2</sup> WIRE OR LESS.



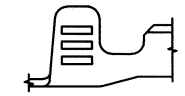
APPLICABLE WIRE SIZE MARK



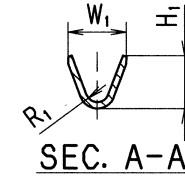
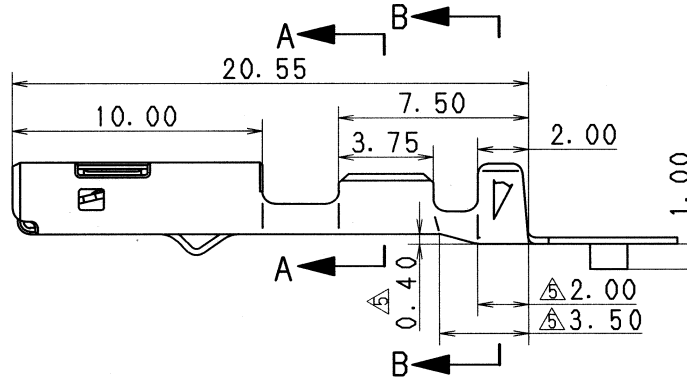
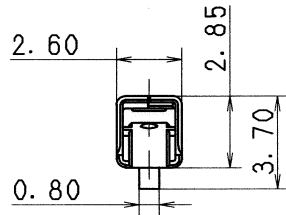
(7116-4100-02)



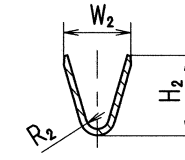
(7116-4101-02)



(7116-4104-02)



SEC. A-A



SEC. B-B

ISSUE MARK

△	05/10/18	CHANGED GENERAL TOLERANCE TABLE, ETC.	C05-ZD51	Y. W
△	04/04/19	CHANGED WIRE SIZE	C04-X190	K. O
△	03/07/10	CHANGED WIRE SIZE & NOTE	C03-X450	K. O
△	99/06/15	ADDED NOTE	C99-L932	H. O
△	98/12/22	CHANGED DIMENSION & WIRE SIZE	C98-M210	N. S
	95/09/06	NEW	C95-M059	Y. W
LET	DATE	REVISION RECORD	NO.	CHKD

CUSTOMER		MATL. SPEC.	COPPER ALLOY (t=0.25)	TREAT. & FIN.	TIN PLATING
CUSTOMER PART NO.		CUSTOMER DWG NO.		NAME	
OFFICE		TRIAL PART NO.		1.5 SYSTEM CONNECTOR	
VENDOR		FEMALE TERMINAL			
VENDOR NO.		PART NO. CH. CODE			

	10MAX	50MAX	100MAX	250MAX	250OVR	ANGLE	ECCENT
A	±0.15	±0.2	±0.3	±0.5	±0.75	±30'	0.1
B	±0.2	±0.3	±0.55	±0.95	±1.4	±30'	0.1
C	±0.3	±0.5	±0.8	±1.4	±2	±30'	0.15

DWG TYPE	DWG SOURCE	DWG DATE	UNIT	SCL	ANGLE
R	NEW	95/09/06	mm	5:1	3
APPROVED	CHECKED	CHECKED	DESIGN	DRAWN	
			K. OHTAKA	O. DAR	
SPECIFIED		MASS	DATE		
		g	05.10.25	05.10.24	95/05/29

NAME		1.5 SYSTEM CONNECTOR	
PART NO. CH. CODE		7116-4100-02 ETC.	
DWG NO.		7116-4100-02:R	
SET DWG NO.			
YAZAKI CORPORATION			

1

2

3

# Mouser Electronics

Authorized Distributor

Click to View Pricing, Inventory, Delivery & Lifecycle Information:

[Yazaki:](#)

[7116410402](#) [7116410002](#)