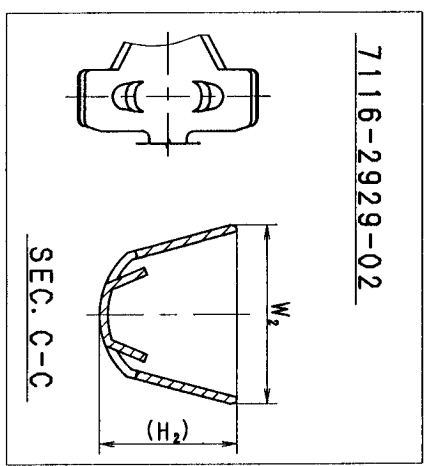
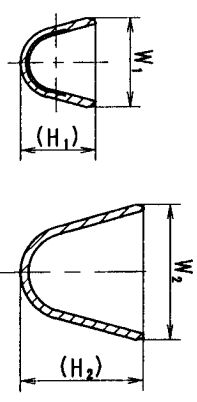
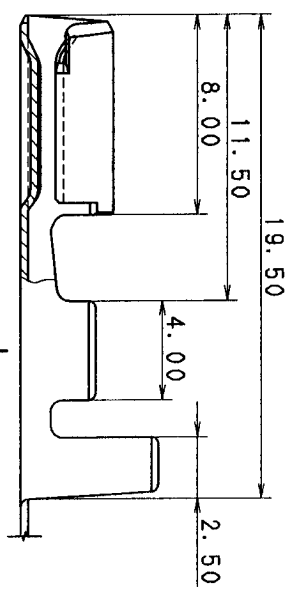
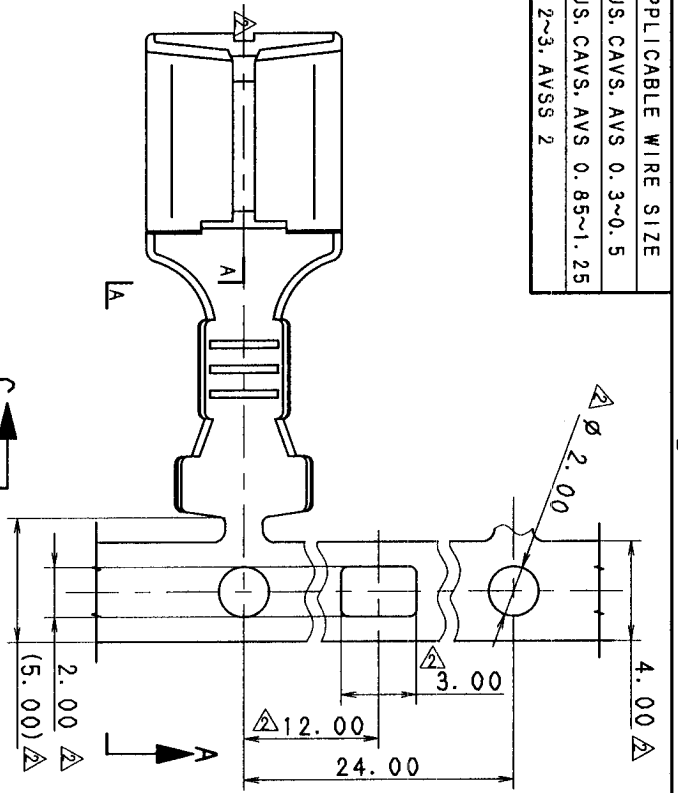
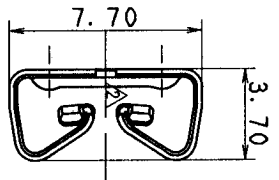


YAZAKI PART NO.	W ₁	H ₁	W ₂	H ₂	APPLICABLE WIRE SIZE
7116-2927-02	2.3	(2.6)	3.7	(2.9)	CAVUS. CAVS. AVS 0.3~0.5
7116-2928-02	3.1	(3.1)	5.5	(4.9)	CAVUS. CAVS. AVS 0.85~1.25
7116-2929-02	△4.3	△(4.4)	6.5	(6.4)	AVS 2~3, AVSS 2



注記
 1. 嵌合相手品番: 7114-2882-02
 : 7114-2883-02
 : 7114-2872-02

NOTE
 1. MATING TERMINAL NO.: 7114-2882-02
 : 7114-2883-02
 : 7114-2872-02

SEC. A-A

SEC. B-B

SEC. C-C

ISSUE MARK

LET	DATE	GENERAL TOLERANCE	REVISION RECORD	NO.	CHKD	CUSTOMER	CUSTOMER PART NO.	CUSTOMER DWG NO.	MATL. COPPER ALLOY (t=0.30) TREAT. SPEC. TIN PLATING & FIN.	NAME	PART NO.	CH. CODE	DWG NO.	SET DWG NO.
△	98.03.17	CHANGED FORM & ADDED DIMENSION				C98-L139	H. Y			MF-H-SN TERMINAL	7116-2927-02 ETC.			
△	97.09.26	CORRECTED AN ERROR				C97-M732	H. K							
	96.07.11	NEW				C96-M327	H. K							
GENERAL TOLERANCE														
A	±0.15	±0.2	±0.3	±0.5	±0.75	±30°	0.1							
B	±0.2	±0.3	±0.55	±0.95	±1.4	±30°	0.1							
C	±0.3	±0.5	±0.8	±1.4	±2	±30°	0.15							
SPECIFIED														
10MAX 50MAX 100MAX 250MAX 250DVR ANGLE ECCENT														
APPROVED														
CHECKED														
DESIGN														
DRAWN														
H. YOSHIDA														
吉田														
98.03.23														
98.05.19														
96.06.24														
YAZAKI CORPORATION														

Mouser Electronics

Authorized Distributor

Click to View Pricing, Inventory, Delivery & Lifecycle Information:

[Yazaki:](#)

[7116292702](#) [7116292902](#)