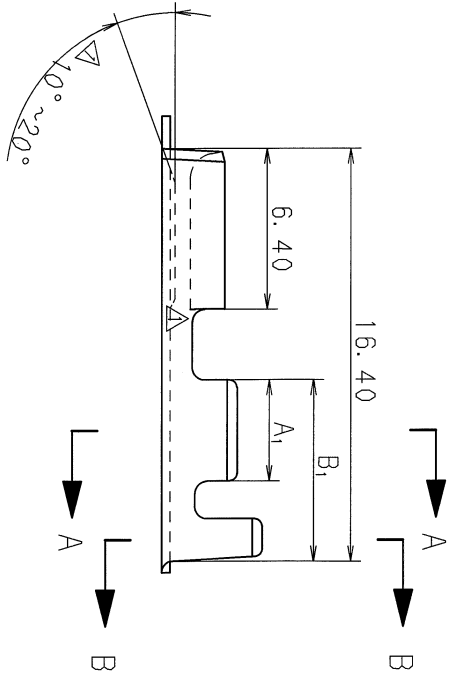
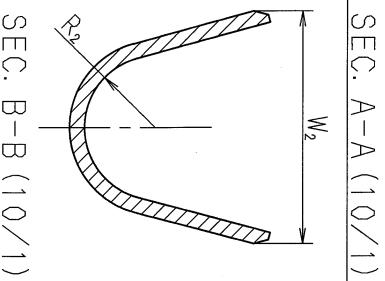
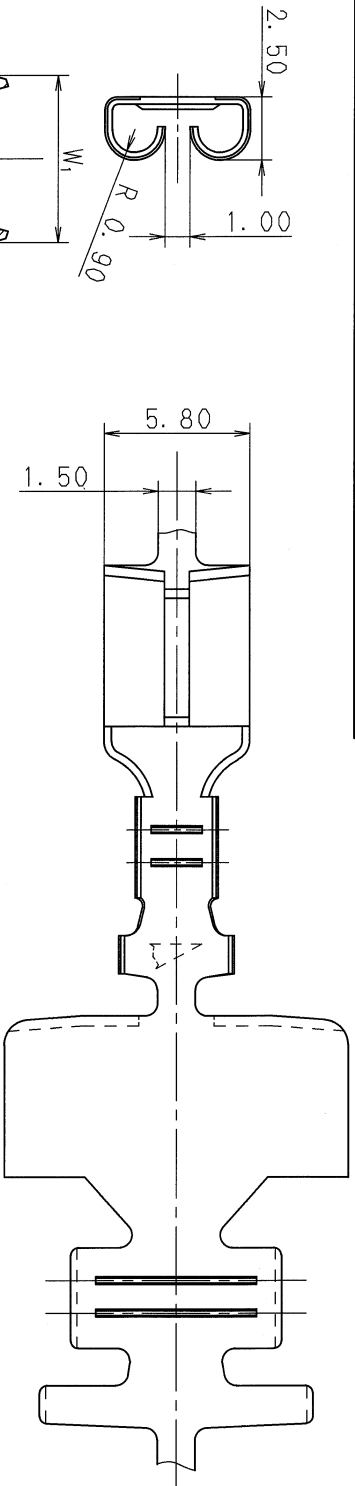


PART NO. AND CH. CODE	R ₁	W ₁	R ₂	W ₂	A ₁	B ₁	WIRE SIZE
7116-1685	0.60	2.60	1.10	3.70	3.00	6.20	AVS 0.20 ~ AVS 0.50 EQUIVALENT
7116-1686	1.00	3.80	1.60	5.20	4.00	7.20	AVS 0.85 ~ AVS 2.00 EQUIVALENT



注記
 1) 材質 : C2600R t=0.30
 2) 適合相手品番 : 7114-4038 相当品

NOTES
 1) MATERIAL : C2600R t=0.30
 2) MATING PART NO. : 7114-4038 EQUIVALENT

ISSUE MARK

REV	DATE	DESCRIPTION	CHKD	APPD	UNIT	SCALE	ANGLE
Δ	03.02.20	CHANGED FORM ETC.	C03-X153	E.S			
	90.10.15	NEW	C90-M140	M.A			
GENERAL TOLERANCE							
	10MAX	50MAX	100MAX	250MAX	2500VR	ANGLE	ECCENT
A	±0.15	±0.2	±0.3	±0.5	±0.75	±30'	0.1
B	±0.2	±0.3	±0.55	±0.95	±1.4	±30'	0.1
①	±0.3	±0.5	±0.8	±1.4	±2	±30'	0.15
SPECIFIED							
CUSTOMER				CUSTOMER			
CUSTOMER PART NO.				CUSTOMER DWG NO.			
OFFICE				TRIAL PART NO.			
VENDOR				VENDOR			
VENDOR NO.				VENDOR			
DWG TYPE		DWG SOURCE		DWG DATE		UNIT	
R		NEW		90.10.15		mm	
APPROVED		CHECKED		CHECKED		DESIGN	
R (要)		—		鈴木		Y. OHKUBO	
DATE		DATE		DATE		DATE	
03.02.24		—		03.02.21		88.06.27	
03		2		3		3	
MATERIAL SPEC.				TREAT. & FIN.			
SEE NOTES				187 TERMINAL FEMALE			
PART NO.				7116-1685 ETC.			
CH. CODE				7116-1685:R			
YAZAKI CORPORATION				SET DWG NO.			

Mouser Electronics

Authorized Distributor

Click to View Pricing, Inventory, Delivery & Lifecycle Information:

[Yazaki:](#)

[71161686](#) [71161685](#)