PART NO.	W1	W2	H1	H2	MATL. & SPEC.	APPLICABLE WIRE SIZE
7116-1230 (7B16-1230)	2.60	4.20	(2.70)	(3.70)	Sn PLATING	0.3 ~ 0.5 Sq
7116-1231	3.30	5.00	(3.60)	(4.50)	Sn PLATING	0.85 ~ 2 Sq
7116-1230-08	2.60	4.20	(2.70)	(3.70)	Au PLATING	0.3 ~ 0.5 Sq
△1 7116-1231-08	3.30	5.00	(3.60)	(4.50)	Au PLATING	0.85 ~ 2 Sq

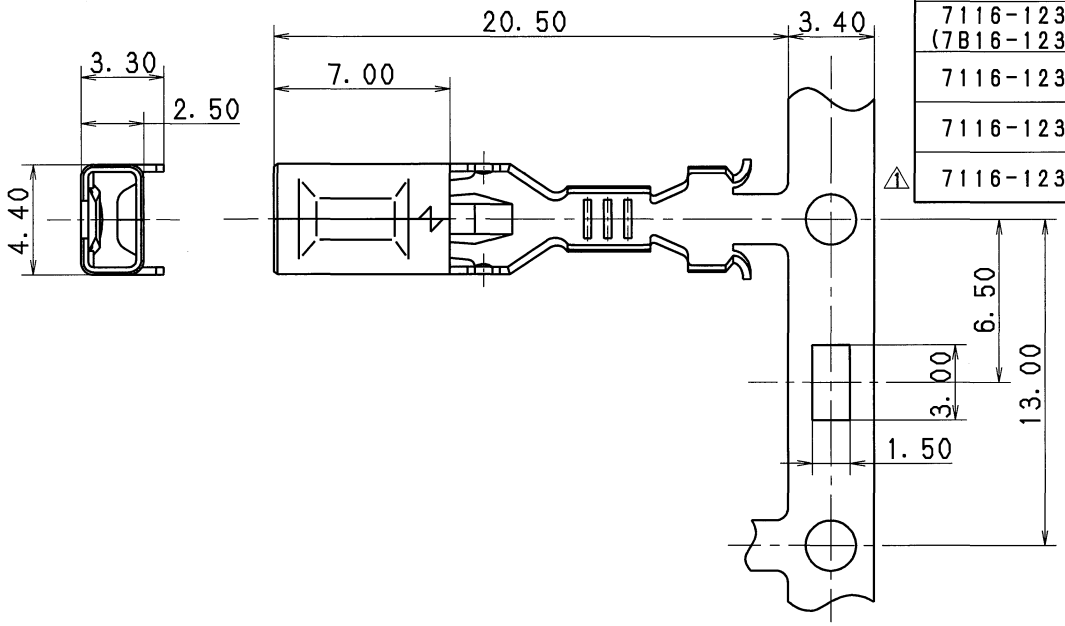

注 記

1) かん合雄端子品番：7114-1230 ETC.

△2 2) ( ) 内品番は、エアーバッグ (A/B) 回路及び特別管理回路に使用する時に適用すること。

NOTES

1) MATING MALE TERMINAL NO. : 7114-1230 ETC.

△2 2) PART NUMBERS IN PARENTHESIS SHALL BE USED FOR AIR BAG (A/B) CIRCUITS AND OTHER CIRCUITS DESIGNATED FOR SPECIAL MONITORING.

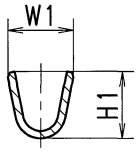

SEC. A-A

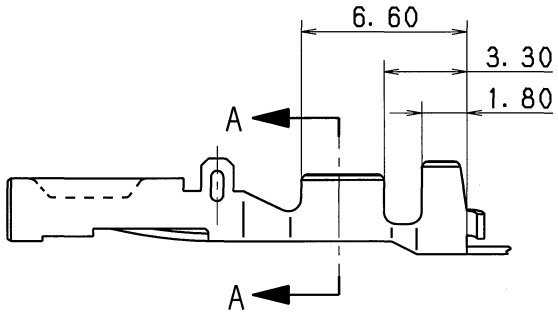

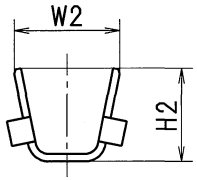

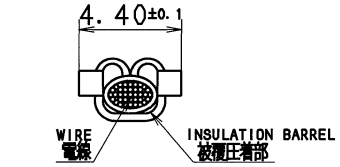

△2 電線圧着後被覆部形状 (参考)

ISSUE MARK

LET	DATE	REVISION RECORD	NO.	CHKD
△2	11.10.26	ADDED VIEW ETC.	C11-Z814	K.U
△1	93.10.14	ADDED PART NO.	C93-7035	M.K
	89.02.07	NEW	C89-L257	T.M

GENERAL TOLERANCE

	10MAX	50MAX	100MAX	250MAX	2500VR	ANGLE	ECCENT
A	±0.15	±0.2	±0.3	±0.5	±0.75	±30′	0.1
B	±0.2	±0.3	±0.55	±0.95	±1.4	±30′	0.1
Ⓒ	±0.3	±0.5	±0.8	±1.4	±2	±30′	0.15

SPECIFIED

MASS g

CUSTOMER

CUSTOMER PART NO. | CUSTOMER DWG NO.

OFFICE | TRIAL PART NO.

VENDOR

VENDOR NO.

DWG TYPE	DWG SOURCE	DWG DATE	UNIT	SCL	ANGLE
R	NEW	89.02.18	mm	5/1	3

APPROVED	CHECKED	CHECKED	DESIGN	DRAWN
M. KASHIYAMA			ISHIZUKA	K. URANO
11.10.26			82.09.14	11.10.26

MATL. SPEC. △2 BRASS (t=0.3)

TREAT. & FIN.

NAME △2 S TYPE TERMINAL FEMALE

PART NO. / CH. CODE 7116-1230 ETC.

DWG NO. 7116-1230:R

SET DWG NO.

YAZAKI CORPORATION

Mouser Electronics

Authorized Distributor

Click to View Pricing, Inventory, Delivery & Lifecycle Information:

Yazaki:

71161230 71161231