

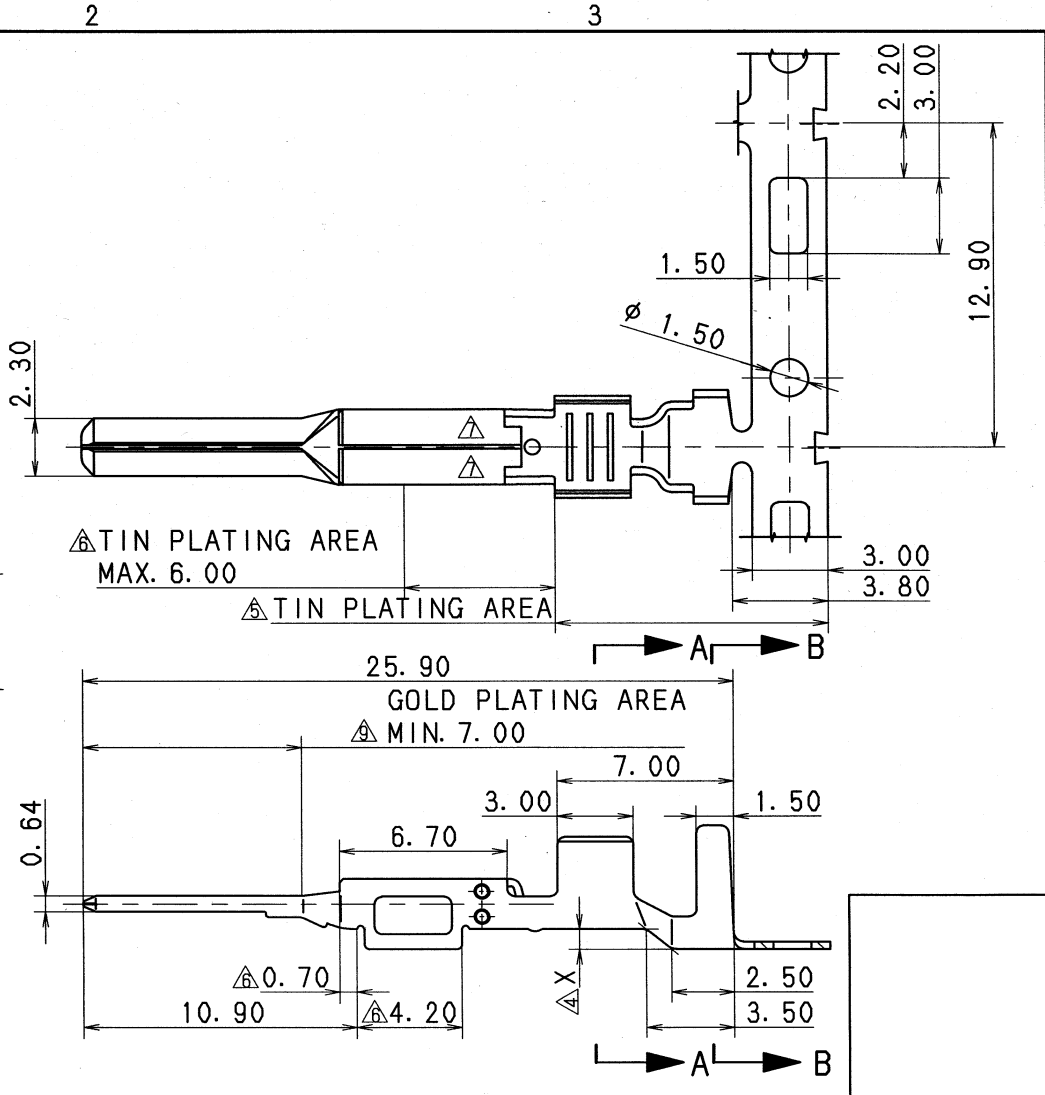
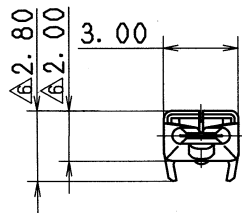
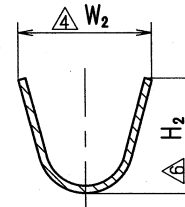
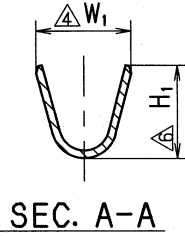
PART NO. AND CH. CODE	W ₁ ±0.4	W ₂ ±0.4	H ₁ △	H ₂	X	WIRE SIZE
7114-4028-08. □ △(7B14-4028-08. □)	2.60	5.20	(2.44)	(4.13)	0.50	AVS 0.3~AVS 0.5 EQUIVALENT
7114-4029-08. □ △(7B14-4029-08. □)	3.30	5.30	(3.06)	(4.00)	0.80	AVS 0.5~AVS 1.25 EQUIVALENT

注記

- △ 1. 材質 : BRASS t=0.30
如理 : ニッケル下地めっき
- △ 金めっき
- △ 錫めっき
- 2. 嵌合相手品番: 7116-4028-08 ETC.
- △ 3. 適用ゴム検品番: 7158-3006-90 ETC.
- △ 4. () 内品番は、エアバッグ (A/B) 回路及び特別管理回路に使用する時に適用すること。

NOTES

- △ 1. MATERIAL : BRASS t=0.30
TREATMENT: NICKEL UNDER PLATING
- △ GOLD PLATING
- △ TIN PLATING
- 2. MATING PART NO. : 7116-4028-08 ETC.
- △ 3. APPLICABLE RUBBER STOPPER NO. :
7158-3006-90 ETC.
- △ 4. PART NUMBERS IN PARENTHESIS SHALL BE USED
FOR AIR BAG (A/B) CIRCUITS AND OTHER
CIRCUITS DESIGNATED FOR SPECIAL MONITORING.



△ 05/04/21	ADDED DIMENSION, ETC.	C05-Z706	S. M
△ 04/03/03	ADDED A/B PART NO. & CHANGED PART NAME	C04-X114	S. N
△ 01/01/29	CHANGED PLATING, □	C01-X033	E. F
△ 98/07/18	CHANGED DIMENSION & NOTES	C97-N457	H. K
△ 97/09/12	CHANGED PLATING, □	C94-M484	H. K
△ 94/10/31	ADDED PLATING AREA, △	C94-M484	K. O
△ 93/10/08	RENEW	C93-M004	H. A
△ 93/07/26	CHANGED FORM & RENEW	C93-L784	H. F
△ 92/03/12	CORRECTED AN ERROR IN WRITING	C92-6321	H. K
△ 92/03/10	NEW	C92-6279	H. K

CUSTOMER		MATERIAL SPEC.		TREAT. & FIN.	
CUSTOMER PART NO.		SEE NOTES		SEE NOTES	
CUSTOMER DWG NO.		NAME △ 2.3II (090II)		SEALED TERMINAL	
OFFICE		VENDOR		MALE △(GOLD PLATING)	
TRIAL PART NO.		DWG TYPE		PART NO.	
VENDOR		RENEW		CH. CODE △7114-4028-08 ETC. △(7B14-4028-08 ETC.)	
VENDOR NO.		DWG SOURCE		DWG NO.	
DWG DATE		RENEW		7114-4028-08:R	
UNIT		DWG DATE		SET DWG NO.	
SCL		93/07/26		YAZAKI CORPORATION	
ANGLE		mm			
APPROVED		CHECKED			
DESIGN		CHECKED			
DRAWN		DESIGN			
A. MAEDA		E. PANTONI			
ROMEL GAUZA		ROMEL GAUZA			
DATE		DATE			
05.04.25		05.04.22			
TIME		TIME			
90/10/18		05/04/21			

GENERAL TOLERANCE							
	10MAX	50MAX	100MAX	250MAX	250QVR	ANGLE	ECCENT
A	±0.15	±0.2	±0.3	±0.5	±0.75	±30'	0.1
B	±0.2	±0.3	±0.55	±0.95	±1.4	±30'	0.1
◎	±0.3	±0.5	±0.8	±1.4	±2	±30'	0.15
SPECIFIED							MASS
							g

ISSUE MARK

PART NO. CH. CODE △7114-4028-08 ETC. △(7B14-4028-08 ETC.)	
DWG NO. 7114-4028-08:R	
SET DWG NO.	
YAZAKI CORPORATION	

Mouser Electronics

Authorized Distributor

Click to View Pricing, Inventory, Delivery & Lifecycle Information:

[Yazaki:](#)

[7114402808](#) [7114402908](#)