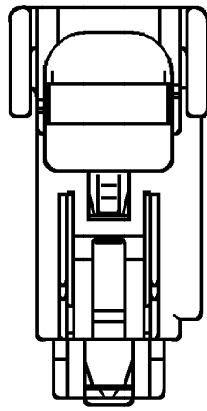
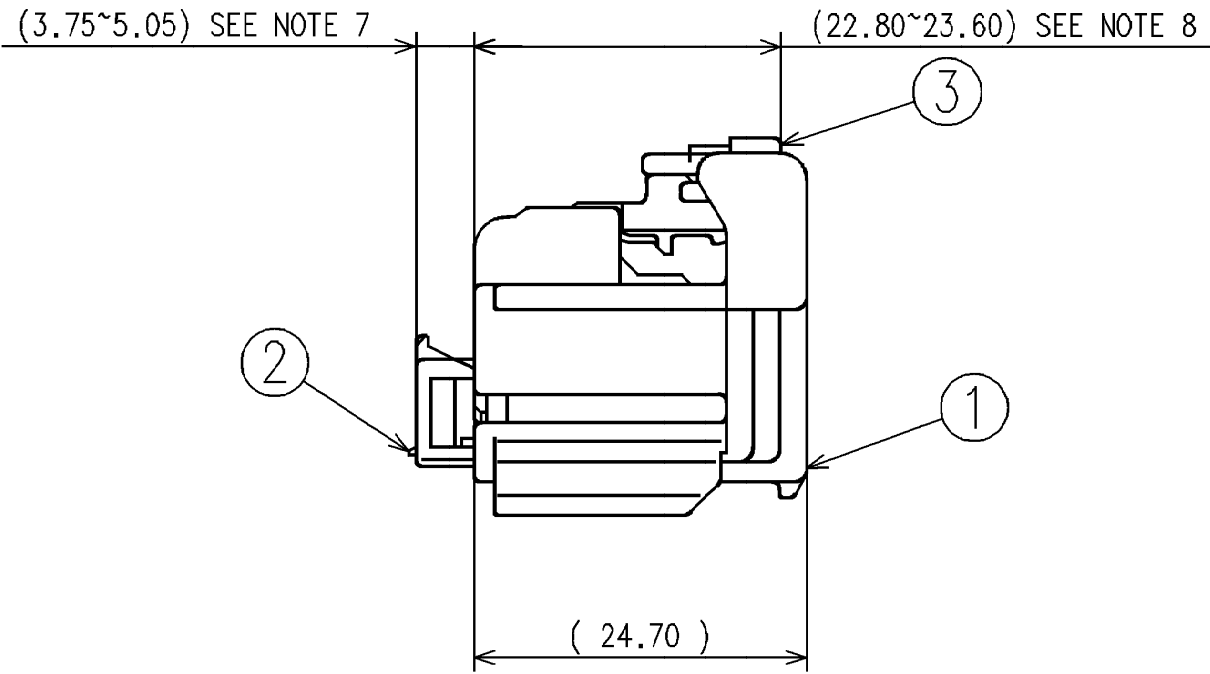
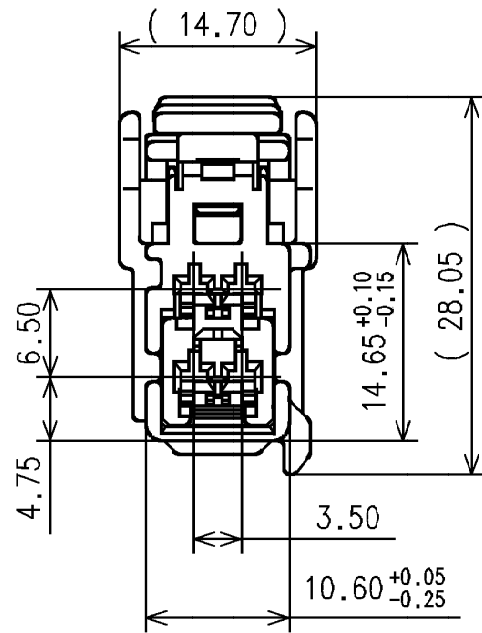


SUB ASSEMBLY PART NUMBER		NO.	PART NUMBER	PART NAME	MATERIAL	COLOR	QUANTITY
7283-5906-40		①	7183-5898-40	4P 1.5mm YESC-II UNSEALED FEMALE HOUSING	HPA	LIGHT GRAY	1
		②	7158-4151	4P 1.5mm YESC-II UNSEALED FEMALE TPA	HPA	NATURAL	1
		③	7158-7082-50	YESC-II UNSEALED CPA	HPA	RED	1



NOTES

- PARTS MUST BE PURCHASED FROM YAZAKI.
- PARTS MUST BE FREE OF FLASH AND IMPERFECTIONS THAT AFFECT FUNCTION.
- APPLICABLE TERMINAL: SEE 7116-4100-02:R DRAWING (1.5 YESC)
- MATING PART NUMBER: 7282-5531-40
- PART DESIGNED TO SATISFY USCAR REV.A, AUG. 1995, CLASS 3.
- PART TO COMPLY WITH YPES-31-038 REQUIREMENTS.
- THIS DIMENSION SHOWS THE PRE-SET POSITION OF THE TPA.
- THIS DIMENSION SHOWS THE PRE-SET POSITION OF THE CPA.
- THIS DRAWING IS TO BE USED FOR INTERNAL YAZAKI PSW SUBMISSION.



-	03.16.11	NEW	C11-A237	MMR
LET	DATE	REVISION RECORD	NO.	CHKD

GENERAL TOLERANCE							
	10 MAX	50 MAX	100 MAX	250 MAX	250 OVR	ANGLE	ECCENT
A	± 0.15	± 0.2	± 0.3	± 0.5	± 0.75	± 30'	0.1
B	± 0.2	± 0.3	± 0.55	± 0.95	± 1.4	± 30'	0.1
⌀	± 0.3	± 0.5	± 0.8	± 1.4	± 2	± 30'	0.15
SPECIFIED						MASS	g

CUSTOMER							MATL. SPEC.		SEE TABLE		TREAT & FIN.	
CUSTOMER PART NO.				CUSTOMER DWG NO.			NAME					
OFFICE YNA				TRIAL PART NO.			4P 1.5mm YESC-III UNSEALED					
VENDOR							-----					
VENDOR NO.							FEMALE SUB-ASSEMBLY					
DWG TYPE		DWG SOURCE		DWG DATE		UNIT	SCL	ANGLE				
R		7283-5898-40:W/A		03.16.11		mm	2/1	3				
APPROVED		CHECKED	CHECKED	DESIGN		DRAWN		PART NO. 7283-5906-40				
								CH. CODE				
								DWG NO. 7283-5906-40:R				
								YAZAKI CORPORATION				
						NORM REZMER						
						04.06.98						

Mouser Electronics

Authorized Distributor

Click to View Pricing, Inventory, Delivery & Lifecycle Information:

[Yazaki:](#)

[7283590640](#)