



1SMC5338-AU ~ 1SMC5369-AU Series

SILICON ZENER DIODE

Voltage

5.1~51 V

Power

5 W

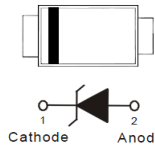

Features

- Silicon planar Zener diode
- Low profile surface-mount package
- Low leakage current
- Excellent stability
- High temperature soldering: 260 °C/10 seconds at terminals
- Lead free in compliance with EU RoHS 2.0
- Green molding compound as per IEC 61249 standard
- AEC-Q101 qualified

Mechanical Data

- Case: SMC, plastic
- Terminals: Solderable per MIL-STD-750, Method 2026
- Polarity: Color band denotes cathode end
- Approx. Weight: 0.0082 ounces, 0.2325 grams

SMC



Maximum Ratings and Thermal Characteristics (T_A = 25 °C unless otherwise noted)

PARAMETER	SYMBOL	LIMIT	UNITS
Peak Pulse Power Dissipation on T _L = 75 °C Derate above 75 °C	P _D ⁽¹⁾	5	W
Typical Thermal Resistance	R _{θJA} ⁽²⁾	125	°C/W
Operating Junction and Storage Temperature Range	T _J , T _{STG}	-55 to +150	°C



1SMC5338-AU ~ 1SMC5369-AU Series

Electrical Characteristics ($T_A = 25^\circ\text{C}$ unless otherwise noted)

Part Number	Nominal Zener Voltage				Nominal Zener Impedance				Max. Reverse Leakage Current		Marking Code
	$V_Z @ I_{ZT}$				$Z_{ZT} @ I_{ZT}$		$Z_{ZK} @ I_{ZK}$		$I_R @ V_R$		
	Nom. V	Min. V	Max. V	mA	Ω	mA	Ω	mA	μA	V	
1SMC5338-AU	5.1	4.85	5.36	240	2	240	400	1	10	1	338B
1SMC5339-AU	5.6	5.32	5.88	220	1	220	400	1	10	2	339B
1SMC5340-AU	6.0	5.7	6.3	200	1	200	300	1	10	3	340B
1SMC5341-AU	6.2	5.89	6.51	200	1	200	200	1	10	3	341B
1SMC5342-AU	6.8	6.46	7.14	175	1	175	200	1	10	5.2	342B
1SMC5343-AU	7.5	7.13	7.88	175	2	175	200	1	10	5.7	343B
1SMC5344-AU	8.2	7.79	8.61	150	2	150	200	1	10	6.2	344B
1SMC5345-AU	8.7	8.27	9.14	150	2	150	200	1	10	6.6	345B
1SMC5346-AU	9.1	8.65	9.56	150	2	150	150	1	7.5	6.9	346B
1SMC5347-AU	10	9.5	10.5	125	2	125	125	1	5	7.6	347B
1SMC5348-AU	11	10.45	11.55	125	3	125	125	1	5	8.4	348B
1SMC5349-AU	12	11.4	12.6	100	3	100	125	1	2	9.1	349B
1SMC5350-AU	13	12.35	13.65	100	3	100	100	1	1	9.9	350B
1SMC5351-AU	14	13.3	14.7	100	3	100	75	1	1	10.6	351B
1SMC5352-AU	15	14.25	15.75	75	3	75	75	1	1	11.5	352B
1SMC5353-AU	16	15.2	16.8	75	3	75	75	1	1	12.2	353B
1SMC5354-AU	17	16.15	17.85	70	3	70	75	1	0.5	12.9	354B
1SMC5355-AU	18	17.1	18.9	65	3	65	75	1	0.5	13.7	355B
1SMC5356-AU	19	18.05	19.95	65	3	65	75	1	0.5	14.4	356B
1SMC5357-AU	20	19	21	65	3	65	75	1	0.5	15.2	357B
1SMC5358-AU	22	20.9	23.1	50	4	50	75	1	0.5	16.7	358B
1SMC5359-AU	24	22.8	25.2	50	4	50	100	1	0.5	18.2	359B
1SMC5360-AU	25	23.75	26.25	50	4	50	110	1	0.5	19	360B
1SMC5361-AU	27	25.65	28.35	50	5	50	120	1	0.5	20.6	361B
1SMC5362-AU	28	26.6	29.4	50	6	50	130	1	0.5	21.2	362B
1SMC5363-AU	30	28.5	31.5	40	8	40	140	1	0.5	22.8	363B
1SMC5364-AU	33	31.35	34.65	40	10	40	150	1	0.5	25.1	364B
1SMC5365-AU	36	34.2	37.8	30	11	30	160	1	0.5	27.4	365B
1SMC5366-AU	39	37.05	40.95	30	14	30	170	1	0.5	29.7	366B
1SMC5367-AU	43	40.85	45.15	30	20	30	190	1	0.5	32.7	367B



1SMC5338-AU ~ 1SMC5369-AU Series

Part Number	Nominal Zener Voltage				Nominal Zener Impedance				Max. Reverse Leakage Current		Marking Code
	$V_Z@I_{ZT}$				$Z_{ZT}@I_{ZT}$		$Z_{ZK}@I_{ZK}$		$I_R@V_R$		
	Nom. V	Min. V	Max. V	mA	Ω	mA	Ω	mA	μA	V	
1SMC5368-AU	47	44.65	49.35	25	25	25	210	1	0.5	35.8	368B
1SMC5369-AU	51	48.45	53.55	25	27	25	230	1	0.5	38.8	369B

NOTES:

1. Mounted on a FR-4 PCB, single-sided copper, with 100cm² copper pad area.
2. Mounted on a FR-4 PCB, single-sided copper, mini pad .



1SMC5338-AU ~ 1SMC5369-AU Series

TYPICAL CHARACTERISTIC CURVES

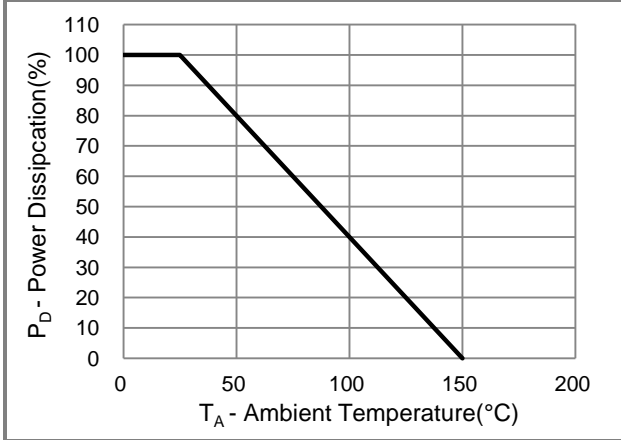


Fig.1 Power Derating Curve

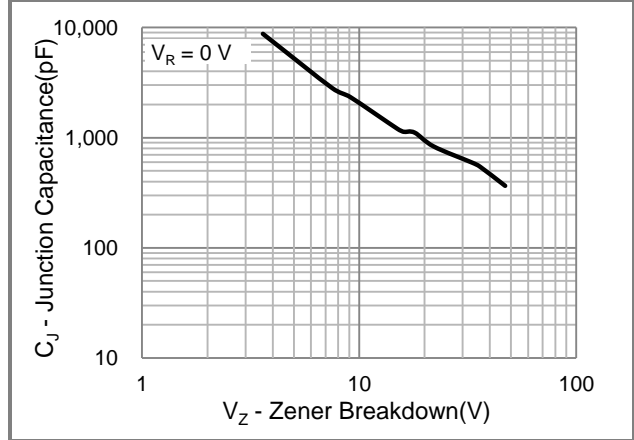


Fig.2 Typical Junction Capacitance

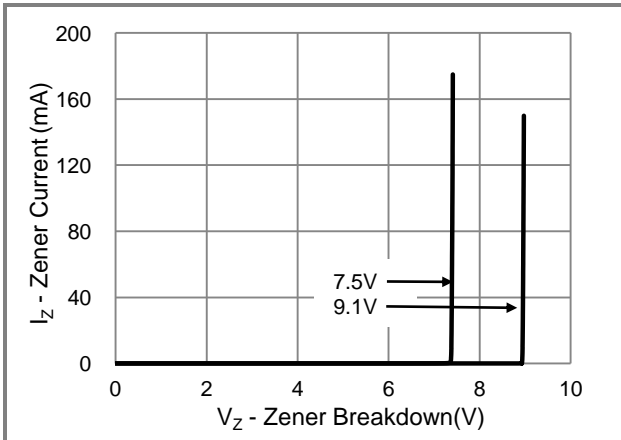


Fig.3 Typical Zener Breakdown

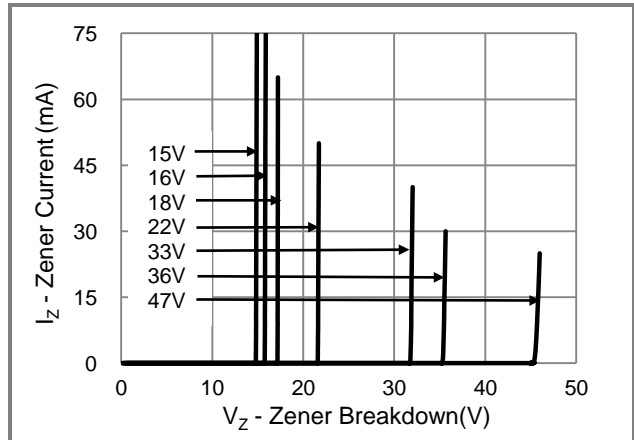


Fig.4 Typical Zener Breakdown

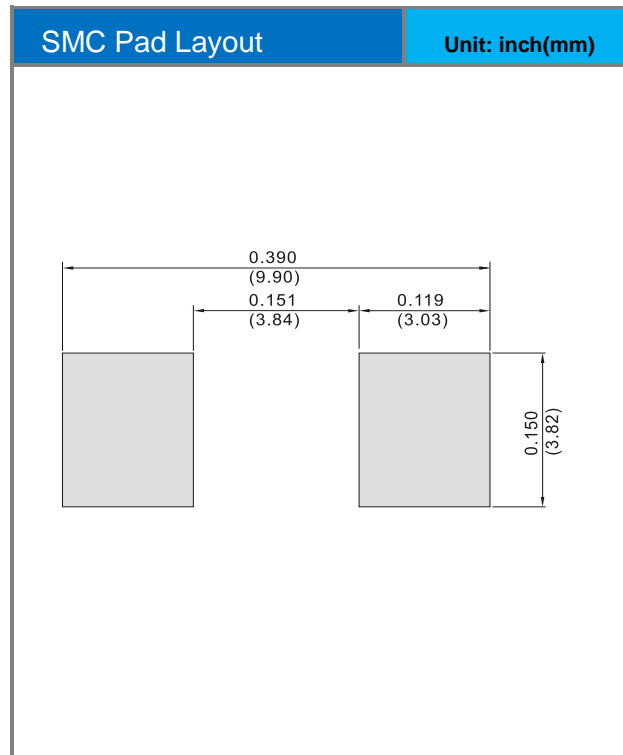
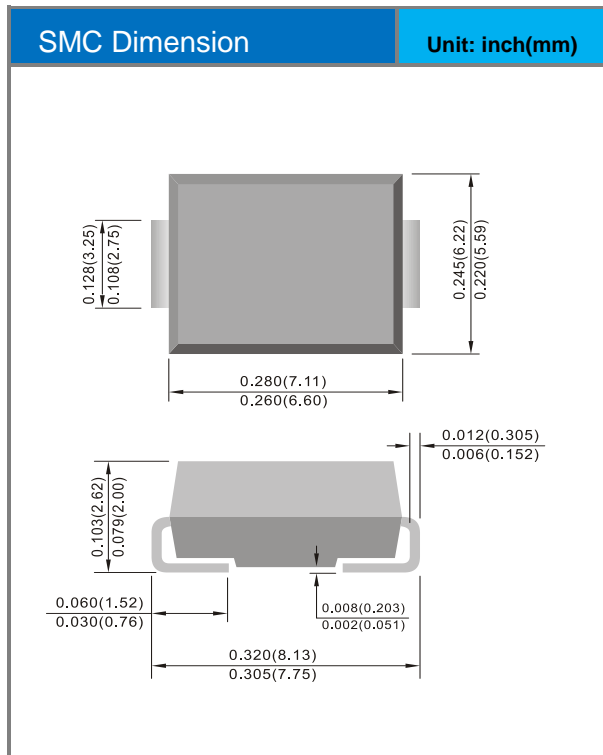


1SMC5338-AU ~ 1SMC5369-AU Series

Part No Packing Code Version

Part No Packing Code	Package Type	Packing Type	Marking	Version
1SMC53xx-AU_R2_000A1	SMC	3K pcs / 13" reel	See Table	Halogen free

Packaging Information & Mounting Pad Layout





1SMC5338-AU ~ 1SMC5369-AU Series

Disclaimer

- Reproducing and modifying information of the document is prohibited without permission from Panjit International Inc..
- Panjit International Inc. reserves the rights to make changes of the content herein the document anytime without notification. Please refer to our website for the latest document.
- Panjit International Inc. disclaims any and all liability arising out of the application or use of any product including damages incidentally and consequentially occurred.
- Panjit International Inc. does not assume any and all implied warranties, including warranties of fitness for particular purpose, non-infringement and merchantability.
- Applications shown on the herein document are examples of standard use and operation. Customers are responsible in comprehending the suitable use in particular applications. Panjit International Inc. makes no representation or warranty that such applications will be suitable for the specified use without further testing or modification.
- The products shown herein are not designed and authorized for equipments relating to human life and for any applications concerning life-saving or life-sustaining, such as medical instruments, aerospace machinery et cetera. Customers using or selling these products for use in such applications do so at their own risk and agree to fully indemnify Panjit International Inc. for any damages resulting from such improper use or sale.
- Since Panjit uses lot number as the tracking base, please provide the lot number for tracking when complaining.

Mouser Electronics

Authorized Distributor

Click to View Pricing, Inventory, Delivery & Lifecycle Information:

[Panjit:](#)

[1SMC5348-AU_R2_000A1](#) [1SMC5348-AU_R1_000A1](#)