SYMBOL DEFINITION		MISSING SYMBOLS
A DIMENSION WITHOUT AN INSPECTION REPORT SYMBOL (□) DOES NOT REQUIRE INSPECTION. IT MAY BE CONTROLLED ON THE INDIVIDUAL COMPONENT DRAWING.	TOTAL NO OF INSPECTIONS REQUIRED: 8	NO MISSING SYMBOL NUMBER
	LAST NO. USED: 6	

DWG STATUS DATE	STS	REV	N/P	CHG	ZONE	REVISION HISTORY	AUTH	DR	KP1	KP2
05JN03	R	01	-	-		ALL PARTS: RELEASED	241472	MR	MR	BH
23JN03	-	02	-	-		15421133 - ADDED TO TAXI AND RELEASED	242515	MJ	MJ	BDH
05SE03	-	03	-	-		15476993 - ADDED TO TAXI AND RELEASED	245135	JS	JS	BH
14OC03	-	04	-	-	-	15480141 - ADDED TO TAXI AND RELEASED	246932	JS	JS	BH
05DE03	-	05	-	-	-	15476993 - REMOVED PUNCHED CAVITY #27	249254	JS	JS	BH
10FE04	-	06	-	-	-	15481082 - ADDED TO TAXI AND RELEASED	250484	JS	JS	BH
26AP04	R	07	-	-		15491233 - RELEASED	253275	RTV	JAA	BH
19OC04	R	08	-	-		13511976 & 13511977 - RELEASED. 15471294 - OBSOLETED.	260372	MB	MB	BH
31MY05	R	09	-	-		ALL ACTIVE PARTS - 13519652 WAS 15468113	267404	RH	RH	BH
16FE06	R	10	-	-		13573978 - RELEASED	277504	HCG	TKV	PTP
05AP06	R	11	-	-		13541751 - RELEASED	279106	JTZ	TRG	JGS
08JN06	R	12	-	-		ALL ACTIVE PARTS - SLIDE ASSIST LEVER 13568246 WAS 15404996	281455	RH	RH	BH
21AU06	R	13	-	-		13589417 - RELEASED	283868	JTZ	TRG	JGS

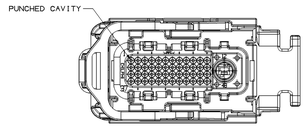

TYPE 101-A

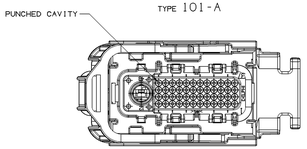

TYPE 101-B
SAME AS TYPE 101-A EXCEPT AS SHOWN

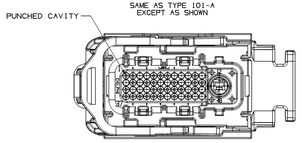

TYPE 102-A
SAME AS TYPE 101-A EXCEPT AS SHOWN

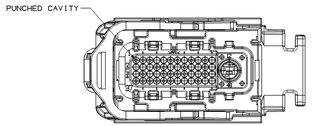

TYPE 103-A
SAME AS TYPE 101-A EXCEPT AS SHOWN

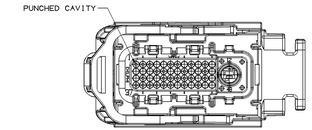

TYPE 104-A
SAME AS TYPE 101-A EXCEPT AS SHOWN

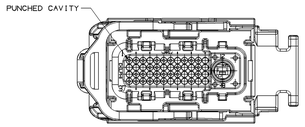

TYPE 105-A
SAME AS TYPE 101-A EXCEPT AS SHOWN

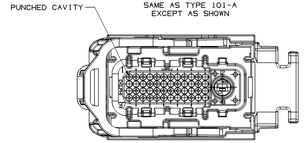

TYPE 106-A
SAME AS TYPE 101-A EXCEPT AS SHOWN

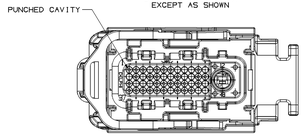

TYPE 107-A
SAME AS TYPE 101-A EXCEPT AS SHOWN

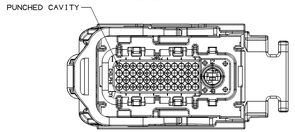

TYPE 108-A
SAME AS TYPE 101-A EXCEPT AS SHOWN

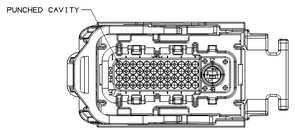

TYPE 109-A
SAME AS TYPE 101-A EXCEPT AS SHOWN

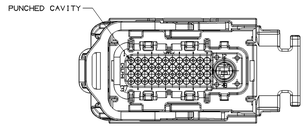

TYPE 110-A
SAME AS TYPE 101-A EXCEPT AS SHOWN

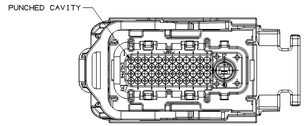

TYPE 111-A
SAME AS TYPE 101-A EXCEPT AS SHOWN

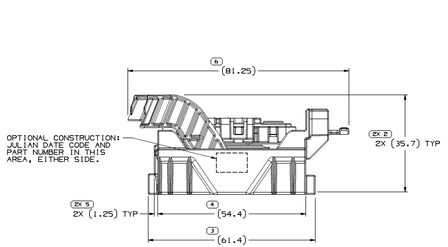

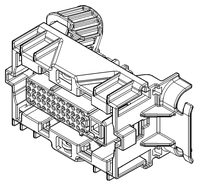

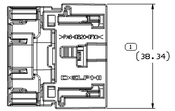

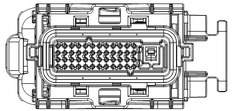

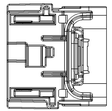

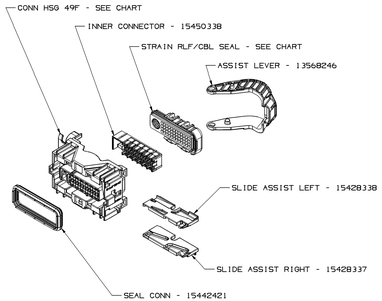

NOTES

1. UNLESS OTHERWISE SPECIFIED AND/OR INDICATED:

   DIMENSIONS ARE TO FACE OF VIEW SHOWN AND AUTOMATICALLY ROUNDED BY COMPUTER FOR INSPECTION (SEE MATH MODEL FOR PRECISE DIMENSIONS). FOR ALL OTHER DIMENSIONS NOT SHOWN BUT REQUIRED FOR TOOL BUILD, SEE MATH MODEL FOR PRECISE TOOL PATH DATA.

2. VALIDATION:
   ASSEMBLIES VALIDATED PER SAE/USCAR-2 REV.3
   SEALING CODE 4 - DESIGN WILL MEET REQUIREMENTS OF SAE/USCAR-2
   CONNECTOR SYSTEM ENVIRONMETAL TEST FLOWCHART (PRESSURE/VACUUM AND SUBMERSION)

3. THIS PART CONTAINS THE FOLLOWING COMPONENTS:
   CONNECTOR HSG - SEE CHART
   INNER CONNECTOR - 15450338
   SLIDE ASSIST RIGHT - 15428337
   SLIDE ASSIST LEFT - 15428338
   SLIDE ASSIST LEVER - 13568246
   CONNECTOR SEAL - 15442421
   CO-MOLD ASM - SEE CHART FOR PUNCH/MOLDED PATTERN

4. MATING PART INFORMATION LOCATED ON TAXI DRAWING 15471275.

5. ASM ACCEPTS FOLLOWING COMPONENTS:
   WIRE DRESS COVER - 15410978.
   SECONDARY LOCK - 15404997.
   280 GT TPA - 15410977.
   CPA - 15357145.
   CAVITY PLUG - 15364825 MICRO 64 CAVITY.
   CAVITY PLUG - 15305170 GT 280 CAVITY.
   TERMINAL INSULATION CRIMP MUST BE LESS THAN 2.0 DIA - 15396826 & 15395827 MICRO 64 TERMINAL.
   WIRE TIE - PM1842-011.
   TERMINAL - 15392777 - 280 GT, OR EQUIVALENT.
   CABLE O.D. RANGE IS 1.90/1.47 DIA FOR MICRO 64 TERMINALS. 18 GAGE REQUIRES USAGE OF ULTRA THIN WALL CABLE.

6. PRESTAGE RETENTION AND LEVER LOCK ENGAGE INFORMATION:
   A. PRESTAGE AND RETENTION FORCE MEET USCAR 75N MAX SPECIFICATION.
   B. LEVER LOCKING ENGAGE FORCE IS LESS THAN 75N MAX PER USCAR SPECIFICATIONS.

EXPLODED VIEW
SCALE 1:1

PART NO	REV	N/P	STATUS	TYPE	MATING PART DETAIL	CONN HSG P/N	CONN HSG COLOR	STRN RLF/CABLE SEAL ASM P/N	PROCESS	HOLE PUNCH PATTERN REFERENCE ONLY
13589417	01	-	-	111-A	15471275	13519652	BLK	13589426	PUNCH	1-3,6,7,11,14,16,17,20,21-25,29-33,35,37-42,44-46
13541751	02	-	-	110-A	15471275	13519652	BLK	13541752	PUNCH	1-3,6,7,9-11,16,17,20,21,26,29-33,35,37-42,44,46
13573978	02	-	-	109-A	15471275	13519652	BLK	13573992	PUNCH	1-3,6,7,9,11,14,16,17,20,21,26,29-33,35,37-42,44,46
13511977	03	-	-	108-A	15471275	13519652	BLK	13511979	PUNCH	1-3,6-7,11,16-17,20,21,26,29-32,35,37-42,46
13511976	03	-	-	107-A	15471275	13519652	BLK	13511978	PUNCH	1-3,5-7,11,14,16-17,20,21-25,29-33,35,37-42,44-46
15491233	03	-	-	106-A	15471275	13519652	BLK	15491234	PUNCH	1-3,5-7,9,11,16-17,20,21,26,29-32,35,37-42,46
15481082	03	-	-	105-A	15471275	13519652	BLK	15481083	PUNCH	1-3,5-7,9-11,16-17,20,23,26-27,29-32,35,37-42,46
15480141	03	-	-	104-A	15471275	13519652	BLK	15480142	PUNCH	1-3,6-7,9,11,16-17,20,21,26,29-33,35,37-42,44,46
15476993	04	-	-	103-A	15471275	13519652	BLK	15476994	PUNCH	1-3,6-7,9,11,16-17,20,21,26,29-32,35,37-42,46
15421133	03	-	-	102-A	15471275	13519652	BLK	15472885	PUNCH	1-2,5-7,11,13,16-17,20,23-25,29-33,35,37-42,44,46
15471294	01	-	OBSOLETE	101-B	15471275	15444217	BLU	15471272	PUNCH	1 - 48
15462921	03	-	-	101-A	15471275	13519652	BLK	15471272	PUNCH	1 - 48

DRAWING NUMBER	SIZE	SCALE	STAGE	SHEET	REV	N/P
15450307	A1x3	2:1	2 OF 2	1 OF 1	R	13 -

(N/A) PROCESS SENSITIVE DIMENSION

DIMENSIONS ENCLOSED IN () INDICATE REFERENCE DIMENSION, NO QC TOLERANCE LIMITS ARE ESTABLISHED

DECIMAL PLACE	1	2	3	4	5	6	7	8
DIMENSIONAL TOLERANCE (±)	.5	.25	.12	.05	.030	.020	.010	.005
TOL	20	10	5	2	100	50	25	10
					200	100	50	20
					300	150	75	30
					400	200	100	40

TOLERANCE UNLESS OTHERWISE SPECIFIED
(±0.15) (±0.4) (±1.5) (±4.5) (±6.0) (±0.8) (±1.2) (±1.2)
ANGULAR TOLERANCE ±2°

DWG TYPE	PART DRAWING
STYLE	WITH BUMPS
VOLUME CONT	SYSTEM CODE D

UNLESS OTHERWISE SPECIFIED

THIS DOCUMENT IS IN ACCORDANCE WITH ASME Y14.100-1998 UNLESS OTHERWISE SPECIFIED. THIS DOCUMENT IS THE PROPERTY OF DELPHI AUTOMOTIVE SYSTEMS. IT CONTAINS INFORMATION THAT IS PROPRIETARY. THE DOCUMENT IS LOANED SUBJECT TO THE AGREEMENT THAT NO PART OF IT WILL BE REPRODUCED, COPIED, OR DISCLOSED TO OTHERS IN WHOLE OR IN PART WITHOUT THE WRITTEN PERMISSION OF DELPHI AUTOMOTIVE SYSTEMS. ALL DIMENSIONS ARE IN MILLIMETERS

REFERENCE

THIRD ANGLE PROJECTION

DO NOT SCALE

USE MATH DATA

DELPHI
DELPHI PACKARD ELECTRIC SYSTEMS
WARREN, OH

		DATE
DR	J. RAINEY	05JN03
KP1/D1	J. RAINEY	05JN03
KP2/D2	J. RAINEY	05JN03
KP3/D3	BRIAN HAMILL	06JN03
KP4/D4		
KP5/D5		

SUBSTANCES OF CONCERN: NO RECYCLED CONTENT PER DELPHI (DP4950)

SPECIAL	
N/A	

DRAWING NAME
TAXI ASM CONN F GT 280 MICRO 64 SLD

DRAWING NUMBER	SIZE	SCALE	STAGE	SHEET	REV	N/P
15450307	A1x3	2:1	1 OF 2	1 OF 1	R	13 -

15450307

Mouser Electronics

Authorized Distributor

Click to View Pricing, Inventory, Delivery & Lifecycle Information:

Aptiv:
13589417