SYMBOL DEFINITION		MISSING SYMBOLS
A DIMENSION WITHOUT AN INSPECTION REPORT SYMBOL DOES NOT REQUIRE INSPECTION. IT MAY BE CONTROLLED ON THE INDIVIDUAL COMPONENT DRAWING.	TOTAL NO OF INSPECTIONS REQUIRED 114	NO MISSING SYMBOL NUMBER
	LAST NO. USED 40	

DWG STATUS DATE	SIZE	REV	N/P	CHG	ZONE	REVISION HISTORY	AUTH	DR	APVD	APVD
27AP15	R	01	-	-		ALL PARTS - CREATED PART DRAWING	427871	KV	KV	TKS
25SE15	R	02	-	-		33213199-02- PSD WAS DIM #23- 33276719-02- RELEASED PART DRAWING	430423	KV	KV	TKS M
20JL16	R	03	-	-		REVISED GRAPHICS	433565	SM	SM	TKS
06SE17	R	04	-	-		ALL PARTS - ADDED CORRUGATED TUBE & "CABLE TIE WIDTH" NOTES., CONN BODY COLOR COLUMN AND RENDERED UL94 FLAMMABILITY COLUMN	437278	JVM	JVM	TKS
16NO18	R	05	-	-		ALL PART - REVISED DIM #36 33213199 - UPDATED PART AVAILABILITY	441624	KRR	KRR	KST
24JN19	R	06	-	-		33213201 - UPDATED PART AVAILABILITY	447727	DL	SNS	KST
02OC19	R	07	-	-		33213200 - UPDATED PART AVAILABILITY	550166	JAA	JAA	KST

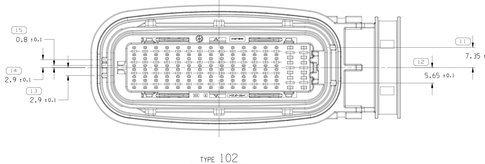

TYPE 102
SAME AS TYPE 101
EXCEPT AS SHOWN

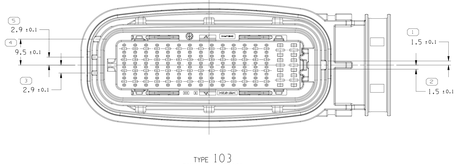

TYPE 103
SAME AS TYPE 101
EXCEPT AS SHOWN

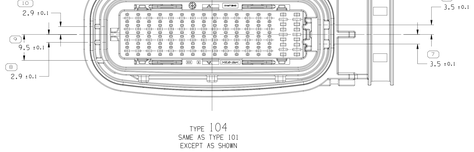

TYPE 104
SAME AS TYPE 101
EXCEPT AS SHOWN

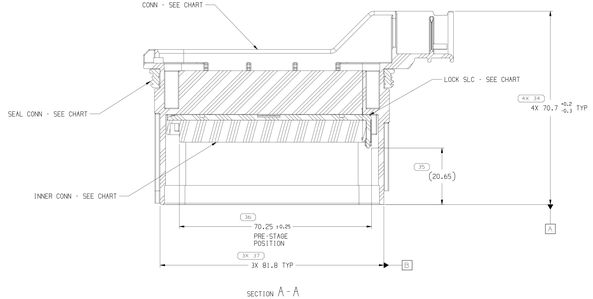

SECTION A-A

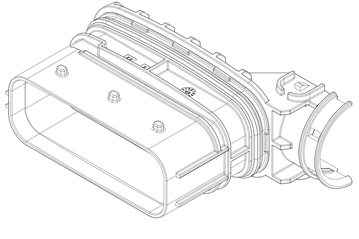

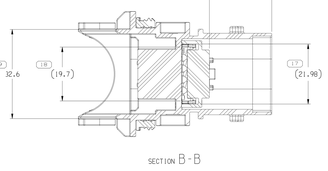

SECTION B-B

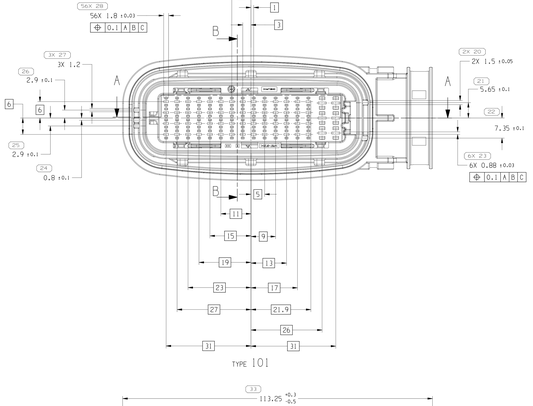

TYPE 101

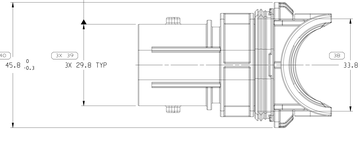

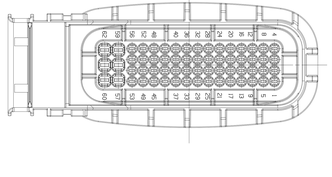

NOTES

1. UNLESS OTHERWISE SPECIFIED AND/OR INDICATED:

   DIMENSIONS ARE TO FACE OF VIEW SHOWN AND AUTOMATICALLY ROUNDED BY COMPUTER FOR INSPECTION (SEE MATH MODEL FOR PRECISE DIMENSIONS). FOR ALL OTHER DIMENSIONS NOT SHOWN BUT REQUIRED FOR TOOL BUILD, SEE MATH MODEL FOR PRECISE TOOL PATH DATA.

2. THIS PRODUCT IS NOT CATEGORIZED AS AN APPEARANCE ITEM, MINOR IMPERFECTIONS INCLUDING, BUT NOT LIMITED TO, FLOW MARKS, COLOR BLEMISHES, GATE VESTIGE, AND SOFT FLASH THAT DO NOT AFFECT THE FIT, FORM, OR FUNCTION OF THE PART ARE PERMISSIBLE PER DPNP-4.7-CS-01.

3. FOR APPLICATION DATA SEE THE INDIVIDUAL APPLICATION DRAWINGS.

4. DESIGNED FOR CORRUGATED TUBE NW26

5. MAXIMUM CABLE TIE WIDTH 5 MM

PART NO	REV	N/P	TYPE	CONN	CONN BODY COLOR	INNER CONN	LOCK SLC	SEAL CONN	UL94 FLAMMABILITY STD
33276722	02	AB	104	33276718	GREEN	33276723	33273774	31198869	V-0
33276721	02	AB	103	33276717	BLUE	33276723	33273774	31198869	V-0
33276720	02	AB	102	33276716	GRAY	33276723	33273774	31198869	V-0
33276719	02	AB	101	33276715	BLACK	33276723	33273774	31198869	V-0
33214202	02	AB	104	33213197	GREEN	33213192	33213193	31198869	-
33213201	02	AC	103	33213196	BLUE	33213192	33213193	31198869	-
33213200	02	AC	102	33213195	GRAY	33213192	33213193	31198869	-
33213199	02	AB	101	33213194	BLACK	33213192	33213193	31198869	-

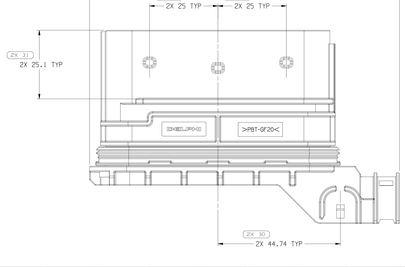

DRAWING NUMBER
33213203

SIZE	SCALE	FRAME NO	SHEET NO	SCS	REV	N/P
A1x3	2:1	2 OF 2	1 OF 1	R	07	-

DIMENSIONAL RANGE (MM)									
FROM	0	>6	>30	>80	>120	>180	>250	>315	>400
TO	>6	30	80	120	180	250	315	400	500
TOLERANCE UNLESS OTHERWISE SPECIFIED									
±0.25	±0.4	±0.6	±0.8	±1.0	±1.2	±1.4	±1.6	±1.8	±2.0
ANGULAR TOLERANCE ±2°									

(6) - PROCESS SENSITIVE DIMENSION

REFERENCE

DIMENSIONS ENCLOSED IN () INDICATE REFERENCE DIMENSIONS AND NO TOLERANCE IS TO BE ESTABLISHED.

THIRD ANGLE PROJECTION

DO NOT SCALE

USE MATH DATA

NX

A ⚠ LINE DRAWN THROUGH A PART NUMBER INDICATES THAT PHYSICAL PARTS ARE NOT AVAILABLE FOR ORDERING.

PART NUMBERS THAT DO NOT HAVE A LINE PRESENT INDICATE THAT PHYSICAL PARTS ARE AVAILABLE FOR ORDERING.

CONTACT APTIV SALES TO ASSURE AVAILABILITY OF PARTS.

DWG TYPE	PART DRAWING
STYLE	
VOLUME (CM³)	SYSTEM UOM

UNLESS OTHERWISE SPECIFIED

THIS DOCUMENT IS IN ACCORDANCE WITH ASME Y14.5M-1994 UNLESS OTHERWISE SPECIFIED. ALL DIMENSIONS AND TOLERANCING MUSTBE ONE-SIDED. SEPARATE PATTERNS OF FEATURES MAY BE GROUP SEPARATELY REGARDLESS OF DATUM REFERENCES.

ALL DIMENSIONS ARE IN MILLIMETERS

DR	V.KANDASAMY	24AP15
APVD1	V.KANDASAMY	24AP15
APVD2	TURNER KEVIN S	27AP15
APVD3		
APVD4		
	SUBSTANCES OF CONCERN AND RECYCLED CONTENT PER APTIV (DRAWING)	
	SEE CHART	
DRAWING NAME	TAX1 ASM CONN 62 M CTS SLD	
DRAWING NUMBER	33213203	

SIZE	SCALE	FRAME NO	SHEET NO	SCS	REV	N/P
A1x3	2:1	1 OF 2	1 OF 1	R	07	-

•APTIV•
CONNECTION SYSTEMS
Chennai, India
COPYRIGHT 2015 APTIV. ALL RIGHTS RESERVED.
THIS DRAWING IS THE PROPERTY OF APTIV AND CONTAINS APTIV CONFIDENTIAL INFORMATION. THE INFORMATION CONTAINED HEREIN OR UTILIZATION OF THIS DOCUMENT OR ITS RELATED CAD MATH DATA, WILL NOT BE COMMUNICATED OR MADE CONTENT TO OTHERS, WITHOUT EXPRESS AUTHORIZATION, IS PROHIBITED.

3321 3203

Plot Date: 04/20/20
Plot Time: 10:20:01
Plot Scale: 1.000000
Plot Size: A1x3
Plot Device: PDF-XPS-Color.pc3
Plot Layout: 33213203
Plot Model: 33213203
Plot Date: 2020-04-19
Time: 04:20:12 AM

Mouser Electronics

Authorized Distributor

Click to View Pricing, Inventory, Delivery & Lifecycle Information:

Aptiv:
33276722