SYMBOL DEFINITION		MISSING SYMBOLS
A DIMENSION WITHOUT AN INSPECTION REPORT SYMBOL DOES NOT REQUIRE INSPECTION. IT MAY BE CONTROLLED ON THE INDIVIDUAL COMPONENT DRAWING.	TOTAL NO OF INSPECTIONS REQUIRED: 49	NO MISSING SYMBOL NUMBER
	LAST NO. USED: 18	

DWG STATUS DATE	TYPE	REV	N/P	CHG	ZONE	REVISION HISTORY	AUTH	DR	APVD	APVD 2
25FE20	R	01	-	-	-	ALL PARTS - RELEASED PART DRAWING	551116	AHY	CGD	JA
19AU20	R	02	-	-	-	354467 18-19 - UPDATED PART AVAILABILITY	552301	LGD	JAA	SV M
21SE20	R	03	-	-	-	35492089, 35492093-95 - RELEASED	552367	GDH	JAA	SV
05OC20	R	04	-	-	-	354471 12, 14 - UPDATED PART AVAILABILITY	552642	AHY	JAA	SV
19OC20	R	05	-	-	-	35502531 - RELEASED	552756	JLL	JAA	SV
14JL21	R	06	-	-	-	35492093 - UPDATED PART AVAILABILITY IPN #AS NOT AVAILABLE	554756	JLL	JAA	SV
24AU21	R	07	-	-	-	35492095 - UPDATED PART AVAILABILITY IPN #AS NOT AVAILABLE!	555080	GDH	JAA	SV
01SE21	R	08	-	-	-	35502531 - UPDATED PART AVAILABILITY IPN #AS NOT AVAILABLE!	555238	AGC	AGC	SV
13SE21	R	09	-	-	-	35492089, 94 - UPDATED PART AVAILABILITY IPN #AS NOT AVAILABLE!	555289	GDH	GLO	SV
04OC22	R	10	-	-	-	35709914 - RELEASED	558499	ESG	JAA	MFA

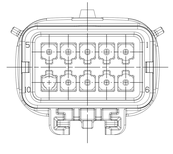

TYPE 202
SAME AS TYPE 201
EXCEPT AS SHOWN

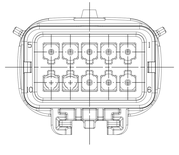

TYPE 205
SAME AS TYPE 201
EXCEPT AS SHOWN

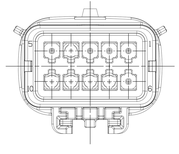

TYPE 208
SAME AS TYPE 201
EXCEPT AS SHOWN

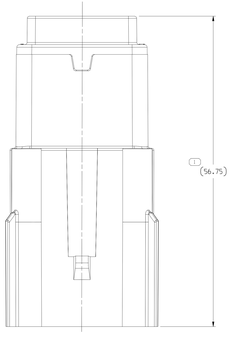

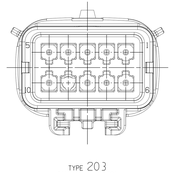

TYPE 203
SAME AS TYPE 201
EXCEPT AS SHOWN

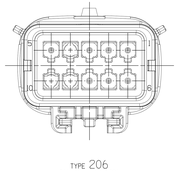

TYPE 206
SAME AS TYPE 201
EXCEPT AS SHOWN

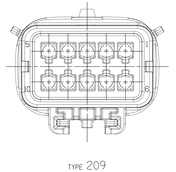

TYPE 209
SAME AS TYPE 201
EXCEPT AS SHOWN

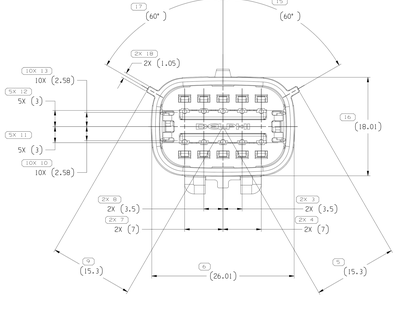

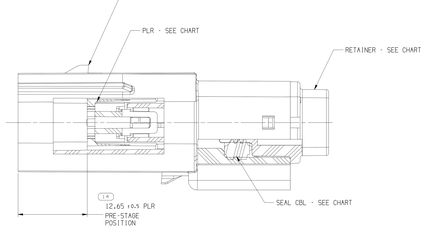

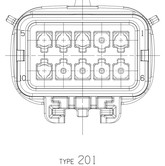

TYPE 201

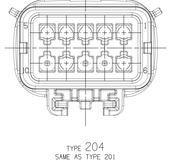

TYPE 204
SAME AS TYPE 201
EXCEPT AS SHOWN

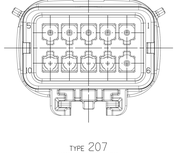

TYPE 207
SAME AS TYPE 201
EXCEPT AS SHOWN

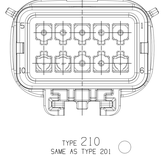

TYPE 210
SAME AS TYPE 201
EXCEPT AS SHOWN

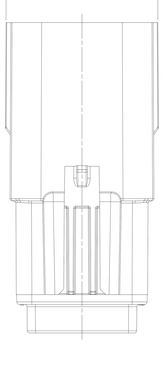

NOTES

1. UNLESS OTHERWISE SPECIFIED AND/OR INDICATED:

   DIMENSIONS ARE TO FACE OF VIEW SHOWN AND AUTOMATICALLY ROUNDED BY COMPUTER FOR INSPECTION (SEE MATH MODEL FOR PRECISE DIMENSIONS). FOR ALL OTHER DIMENSIONS NOT SHOWN BUT REQUIRED FOR TOOL BUILD, SEE MATH MODEL FOR PRECISE TOOL PATH DATA.

2. SEALING CODE 4 - DESIGN WILL MEET REQUIREMENTS OF SAE/USCAR-2 CONNECTOR SYSTEM ENVIRONMENTAL TEST FLOWCHART (PRESSURE/VACUUM AND SUBMERSION).

3. THIS PRODUCT IS NOT CATEGORIZED AS AN APPEARANCE ITEM. MINOR IMPERFECTIONS (INCLUDING, BUT NOT LIMITED TO, FLOW MARKS, COLOR BLEMISHES, GATE VESTIGE, AND SOFT FLASH THAT DO NOT AFFECT THE FIT, FORM, OR FUNCTION OF THE PART ARE PERMISSIBLE PER ENAP-4-1.CS.01.EN.

4. FOR APPLICATION DATA SEE THE INDIVIDUAL APPLICATION DRAWINGS.

5. MINIMUM RETAINER REMOVEL FORCE: 78N.

35709914	01	-	210	35102163	15514896	35709878	15514892	A					X		X	X
35502531	01	AA	209	35102163	15514896	15514829	15514892	A	X	X	X	X	X	X	X	X
35492095	01	AA	208	35102163	15514896	35492088	15514892	A				X		X	X	X
35492094	01	AA	207	35102163	15514896	35492087	15514892	A					X	X	X	X
35492093	01	AA	206	35102163	15514896	35492086	15514892	A			X				X	X
35492089	01	AA	205	35102163	15514896	35492085	15514892	A							X	X
35446719	01	AA	204	35102163	15514896	35446707	15514892	A	X	X	X	X	X		X	
35446718	01	AA	203	35102163	15514896	35446703	15514892	A							X	
35447114	01	AA	202	35102163	15514896	35446697	15514892	A								X
35447112	01	AA	201	35102163	15514896	35446696	15514892	A	X		X	X	X			X
PART NO	REV	N/P	TYPE	CONNECTOR	PLR	RETAINER	SEAL CBL	USCAR OPTION	1	2	3	4	5	6	7	8	9	10
									BLOCKED CAVITIES									

DRAWING NUMBER: 35117335
A1x3 | SCALE 4:1 | SHEET 2 OF 2 | SHEET NO 2 OF | TYPE R | REV 10 | N/P -

(14) PROCESS SENSITIVE DIMENSION

DIMENSIONS ENCLOSED IN ( ) INDICATE REFERENCE DIMENSIONS AND NO TOLERANCE UNLESS OTHERWISE STATED.

DIMENSIONAL RANGE (MM)								
FROM	>6	>30	>120	>315	>1000	>2000	>4000	>8000
TO	30	120	315	1000	2000	4000	8000	
TOLERANCE UNLESS OTHERWISE SPECIFIED								
±0.25	±0.5	±0.8	±1.2	±2.0	±3.2	±5.0	±8.0	±12.0
ANGULAR TOLERANCE ±0°								

THIRD ANGLE PROJECTION

DO NOT SCALE
USE MATH DATA

NX

THIS DRAWING IS THE PROPERTY OF APTIV AND CONTAINS APTIV CONFIDENTIAL INFORMATION. THE INFORMATION CONTAINED HEREIN OR UTILIZATION OF THIS DOCUMENT OR ITS RELATED CAD MATH DATA, MUST NOT BE COMMUNICATED OR MADE PUBLIC WITHOUT EXPRESS AUTHORIZATION, IS PROHIBITED.

* LINE DRAWN THROUGH A PART NUMBER INDICATES THAT PHYSICAL PARTS ARE NOT AVAILABLE FOR ORDERING.

PART NUMBERS THAT DO NOT HAVE A LINE PRESENT INDICATE THAT PHYSICAL PARTS ARE AVAILABLE FOR ORDERING.

CONTACT APTIV SALES TO ASSURE AVAILABILITY OF PARTS.

DWG TYPE: PART DRAWING

STYLE

VOLUME (CM³)

SYSTEM UNIT

UNLESS OTHERWISE SPECIFIED
THIS DOCUMENT IS IN ACCORDANCE WITH ASME Y14.5M-1994 UNLESS OTHERWISE SPECIFIED. REFER STANDARD NO. 2011 FOR SUPPLIER RECONCILIATION REQUIREMENTS.

ALL DIMENSIONS ARE IN MILLIMETERS

REFERENCE

		DATE
DR	MA. ANTONIETA HOY	25FE20
APVD1	CARLOS GONZALEZ O	27FE20
APVD2	JUA IO ARMENDARIZ	02MR20
APVD3		
APVD4		
APVD5		

SUBSTANCES OF CONCERN AND RECYCLED CONTENT(PRINTED) (SAMPLE)
SEE CHART

DRAWING NAME: TAXI ASM CONN 10 M OCS 1.5 SLD

DRAWING NUMBER: 35117335
A1x3 | SCALE 4:1 | SHEET 1 OF 2 | SHEET NO 2 OF | TYPE R | REV 10 | N/P -

•APTIV•
CONNECTION SYSTEMS
WARREN, OH

COPYRIGHT 2020 APTIV, ALL RIGHTS RESERVED.

3 2 1 / 3 3 2

APTIV_TEMPLATE_DWG_V001.00 - Date: 15-Oct-22 Time: 10:14:45

Mouser Electronics

Authorized Distributor

Click to View Pricing, Inventory, Delivery & Lifecycle Information:

Aptiv:

35492089