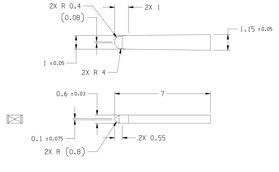

RECOMMENDED MATING BLADE CONFIGURATION

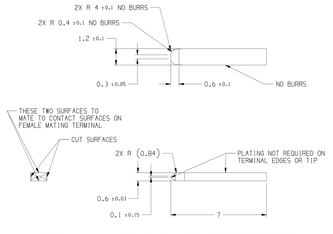

OPTIONAL MATING BLADE CONFIGURATION
USCAR EWCAP 1.2 STRAIGHT WIDE BLADE

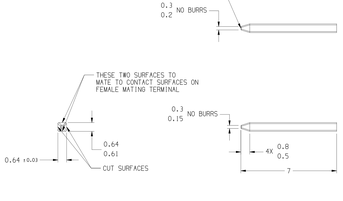

1. PIN MUST BE SYMMETRICAL WITHIN TOLERANCE SHOWN.
2. ALL TIP OR PIN EDGES MAY BE RADIUSED R 0.08 MAX.
3. NO BURRS ON TIP OR PIN EDGES.
4. ALL PIN DIMENSIONS INCLUDE PLATING IF APPLICABLE.

OPTIONAL MATING BLADE
CONFIGURATION 064-T

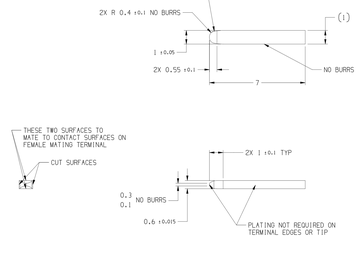

OPTIONAL MATING BLADE CONFIGURATION
USCAR EWCAP 1 STRAIGHT NARROW BLADE

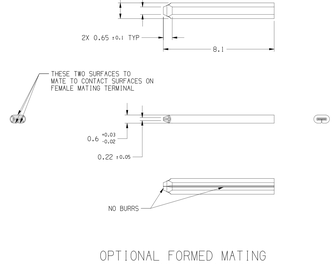

OPTIONAL FORMED MATING
BLADE CONFIGURATION

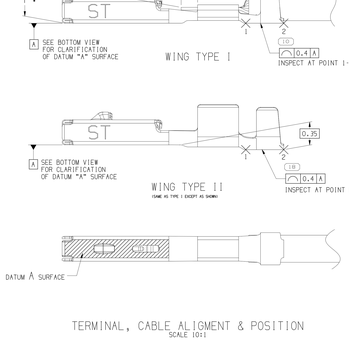

TERMINAL, CABLE ALIGMENT & POSITION
SCALE 10:1

DRAWING NUMBER							
13543112							
SIZE	SCALE	CHANGE NO	SHEET NO	SHEETS	REV	NPV	
A1x3	10:1	2 OF 2	13OF		R	09	-

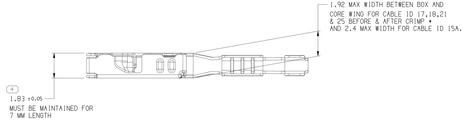

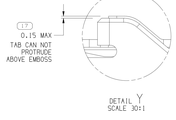

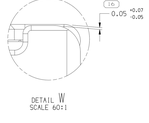

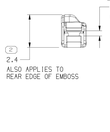

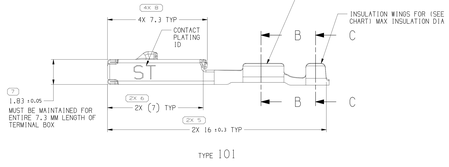

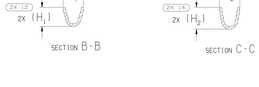

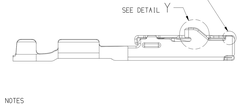

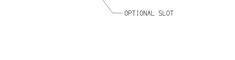

NOTES

1. UNLESS OTHERWISE SPECIFIED AND/OR INDICATED:

   DIMENSIONS ARE TO FACE OF VIEW SHOWN AND AUTOMATICALLY ROUNDED BY COMPUTER FOR INSPECTION (SEE MATH MODEL FOR PRECISE DIMENSIONS). FOR ALL OTHER DIMENSIONS NOT SHOWN BUT REQUIRED FOR TOOL BUILD, SEE MATH MODEL FOR PRECISE TOOL PATH DATA.

2. RECOMMENDED MATING BLADE THICKNESS 0.6±0.03 MM OR 0.64±0.03 MM
   RECOMMENDED MATING BLADE WIDTH NOT TO EXCEED 1.2 MM
   AND NO LESS THAN 0.61 MM.

3. CRIMP DIMENSION FROM THE BACK OF THE CORE WING (INCLUDES THE FLARE OUT FROM THE CORE WING) TO THE END OF THE INSULATION WING.

   2.05 MM MAX WIDTH, 2.10 MM MAX HEIGHT FOR CABLE SIZE UP TO 1.9 MM O.D.

4. * DENOTES DIMENSIONS MADE AT CUT-OFF & CRIMP DIE.

5. PLUS ANGLE IS WING BOTTOM SURFACE ROTATED COUNTERCLOCKWISE AGAINST THE BOX BOTTOM SURFACE.

6. DO NOT PROBE, TEST OR OTHERWISE CONTACT THE INTERIOR REGION (THE SPRING OR ANY MOVING PART) OF THIS TERMINAL. SEVERE DAMAGE CAN OCCUR, COMPROMISING THE PERFORMANCE OF THE ELECTRICAL INTERFACE.

7. MAXIMUM CURRENT CAPACITY AS DEFINED BY UYSCAR-2 R6 SECTION 5.3.3 IS 16.5 AMPS WITH 1.5 mm² COPPER CABLE.

8. PLATING TYPE:

   I. SLIPPERY TIN 0.7 - 1.2 µm THICK OVER NICKLE UNDERPLATE 0.1 - 0.8 µm THICK.

   II. SILVER 1.0 - 2.0 MICROMETERS THICK OVER NICKEL UNDERPLATE 0.13 - 0.51 MICROMETERS THICK.

   III. MATTE TIN 1.9 - 7.0 MICROMETERS THICK OVER NICKEL UNDERPLATE 0.13 - 0.51 MICROMETERS THICK. (FOR USE WITH SELECTIVE SILVER PLATING SPECIFICATION)

   PLATING TYPE INFORMATION SHOWN ABOVE IS REFERENCE ONLY. PLATING REQUIREMENTS ARE CONTAINED IN APPLICABLE MATERIAL SPECIFICATION.

9. REFERENCE MATING COMPONENTS OR EQUIVALENTS:
   TERMINAL 350910-2

10. PARTS MEET THE PERFORMANCE REQUIREMENTS OF GMW3191 JUNE2012 AND SAE/USCAR-2 R6 REVISION FOR THE FOLLOWING CLASSIFICATIONS:

    TEMPERATURE CLASS 3 (-40° C TO 125° C)
    VIBRATION CLASS 1 (ON BODY OR CHASSIS) FOR CABLE I.D. 15A,17 AND 25
    VIBRATION CLASS 2 (ON ENGINE) FOR CABLE I.D. 18, 21 & 22
    SEALING CLASS 1 (UNSEALED) FOR CABLE I.D. 15A, 17 & 25
    SEALING CLASS 2 OR 3 (SEALED CONNECTOR DEPENDENT) FOR CABLE I.D. 18, 21 & 22

11. FOR TERMINALS PACKAGED AND STORED IN THE APPROVED MANNER; TARNISH ON SILVER PLATED SURFACES WILL NOT BE AFFECT THE PERFORMANCE OF THE PART.

SYMBOL DEFINITION		MISSING SYMBOLS
A DIMENSION WITHOUT AN INSPECTION REPORT SYMBOL (□) DOES NOT REQUIRE INSPECTION. IT MAY BE CONTROLLED ON THE INDIVIDUAL COMPONENT DRAWING.	TOTAL NO OF INSPECTIONS REQUIRED: 25	NO MISSING SYMBOL NUMBER
	LAST NO. USED: 18	

DWG STATUS DATE	SIZE	REV	N/P	DWG	ZONE	REVISION HISTORY	AUTH	DR	APVD	APVD
21SE21	R	01	-	-	-	ALL PARTS - RELEASED PART DRAWING	555233	TSH	TSH	DMS
14MR22	R	02	-	-	-	ALL PARTS - UPDATED INFO IN DIM #4	556557	DRA	DLG	DMS
29MR22	R	03	-	-	-	ALL PARTS - UPDATED PDM ATTRIBUTES	557619	DCH	DCH	DMS
12APR22	R	04	-	-	-	35602298 - UPDATED PART AVAILABILITY	557164	EZJ	EVV	DMS
19APR22	R	05	-	-	-	35602294,95 - UPDATED PART AVAILABILITY (PN'S WERE NOT AVAILABLE)	557486	JAA	JAA	AP
31MY22	R	06	-	-	-	35602297 - UPDATED PART AVAILABILITY	557613	EZJ	EVV	DMS
07JN22	R	07	-	-	-	35602296 - UPDATED PART AVAILABILITY (P/N WAS NOT AVAILABLE)	557673	ESG	JAA	DMS
07SE22	R	08	-	-	-	ALL PARTS - UPDATED PDM ATTRIBUTES	558308	AN	RAK	ASH
04OC22	R	09	-	-	-	35602293 - UPDATED PART AVAILABILITY (P/N WAS NOT AVAILABLE)	558694	MLR	DCH	ASH

PART NO.	REV	N/P	TYPE	MAT'L SIZE	MAT'L SPEC	CONTACT AREA PLATING TYPE (SEE NOTE 8)	CRIMP AREA PLATING TYPE (SEE NOTE 8)	CONTACT PLATING	CONTACT PLATING I.D.	SIZE MM2	DIA	ID	WING TYPE	B1+-0.2	B2+-0.3	(H1)	(H2)	T MAX
										COPPER								
35602298	01	AD	101	0.19 X 26.78	TIN PLATED COPPER ALLOY	I	I	SLIPPERY TIN	ST	0.35	1.2 - 1.7	22	I	1.8	2.4	1.75	2.4	1.4
35602297	01	AD	101	0.19 X 26.78	TIN PLATED COPPER ALLOY	I	I	SLIPPERY TIN	ST	0.5	1.4 - 1.9	21	I	2	2.4	2.1	2.4	1.4
35602296	01	AD	101	0.19 X 26.78	TIN PLATED COPPER ALLOY	I	I	SLIPPERY TIN	ST	0.13 - 0.22	0.81 - 1.2	25	I	1.5	1.5	1.4	1.6	1
35602295	01	AD	101	0.19 X 26.78	TIN PLATED COPPER ALLOY	I	I	SLIPPERY TIN	ST	0.75 - 0.8	1.7 - 1.9	18	I	2.5	2.5	2.7	2.5	1.5
35602294	01	AD	101	0.19 X 26.78	TIN PLATED COPPER ALLOY	I	I	SLIPPERY TIN	ST	0.8 - 1.0	1.86 - 2.1	17	I	2.5	2.8	2.7	2.8	1.6
35602293	01	AD	101	0.19 X 27.78	TIN PLATED COPPER ALLOY	I	I	SLIPPERY TIN	ST	1.25 - 1.5	2.1 - 2.4	15A	II	3.1	3.4	3.1	3.1	1.7

(4) PROCESS SENSITIVE DIMENSION	REFERENCE
DIMENSIONS ENCLOSED IN ( ) INDICATE REFERENCE DIMENSIONS AND NO TOLERANCE IS REQUIRED UNLESS OTHERWISE SPECIFIED	

MULTIPLE DECIMAL RANGE (MM)	CHART ID
0 TO 10	>-12
10 TO 100	>-10
TOLERANCE UNLESS OTHERWISE SPECIFIED	
ANGLES ±0.5°	
ANGLES TO REFERENCE ±0°	

THIRD ANGLE PROJECTION

DO NOT SCALE

USE MATH DATA

NX

•APTIV•
CONNECTION SYSTEMS
WARREN, OH
COPYRIGHT 2020 APTIV. ALL RIGHTS RESERVED.
THIS DRAWING IS THE PROPERTY OF APTIV AND CONTAINS APTIV CONFIDENTIAL INFORMATION. THE RECEIPT OF THIS DRAWING OR THE UTILIZATION OF THIS DOCUMENT OR ITS RELATED CAD MATH DATA, MUST NOT BE COMMUNICATED OR ANY CONTENTS TO OTHERS, WITHOUT EXPRESS AUTHORIZATION, IS PROHIBITED.

		DATE
DR		
APVD1	T. HUDA	21SE21
APVD2	T. HUDA	21SE21
APVD3	OMAR MUNIZ S.	22SE21
APVD4		
APVD5		

SUBSTANCES OF CONCERN AND RECYCLED CONTENT PER APTIV (DRAWING)

SEE CHART

ALL DIMENSIONS ARE IN MILLIMETERS

DRAWING NAME: TAXI TERM F OCS 1.2

DRAWING NUMBER							
13543112							
SIZE	SCALE	CHANGE NO	SHEET NO	SHEETS	REV	NPV	
A1x3	10:1	1 OF 2	13 OF		R	09	-

Page 1 of 2
Filename: 13543112_09.dwg
Date: 05-Oct-22
Time: 07:14:10

13543112

Mouser Electronics

Authorized Distributor

Click to View Pricing, Inventory, Delivery & Lifecycle Information:

Aptiv:

35602293