SYMBOL DEFINITION		
A DIMENSION WITHOUT AN INSPECTION REPORT SYMBOL ⬭ DOES NOT REQUIRE INSPECTION. IT MAY BE CONTROLLED ON THE INDIVIDUAL COMPONENT DRAWING.	TOTAL NO OF INSPECTIONS REQUIRED	4
	LAST NO. USED	4

MISSING SYMBOLS
NO MISSING SYMBOL NUMBER

DWG STATUS					ZONE	REVISION HISTORY	AUTH	DR	APVD 1	APVD 2
DATE	STG	REV	N/P	CHG						
23SE19	R	01	-	-		CREATED PART DRAWING	444580	WZM	TY	WZM
16DE19	R	02	-	-		UPDATED ATTRIBUTE	444947	WZM	TY	WZM
09AU22	R	03	-	-		ADDED PART NUMBER - 35665798, 35665782	447992	VA	DY	TY

35242858

35236785

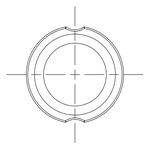

35236784

35236786

35665798

35665782

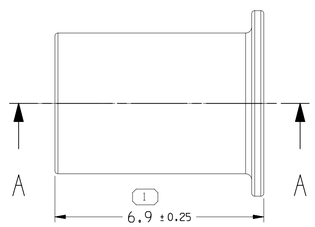

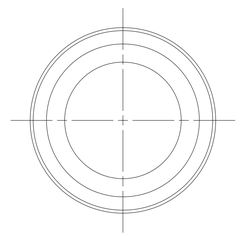

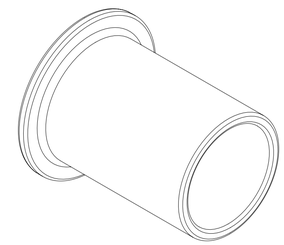

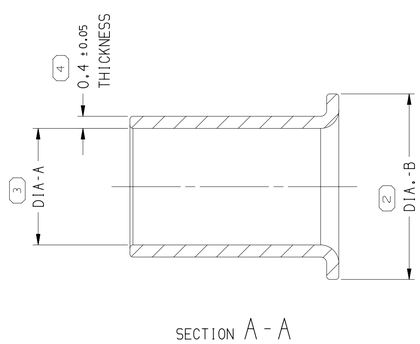

SECTION A - A

NOTES:

1. UNLESS OTHERWISE SPECIFIED AND/OR INDICATED:

   DIMENSIONS ARE TO FACE OF VIEW SHOWN AND AUTOMATICALLY ROUNDED BY COMPUTER FOR INSPECTION (SEE MATH MODEL FOR PRECISE DIMENSIONS). FOR ALL OTHER DIMENSIONS NOT SHOWN BUT REQUIRED FOR TOOL BUILD, SEE MATH MODEL FOR PRECISE TOOL PATH DATA.

2. THIS PART USED IN ASSEMBLY DRAWING: 35214364.

3. PLATING: THICKNESS OF MATTE TIN SHALL BE 2μm - 5μm PER ASTM B-545.

4. PART MUST BE FREE OF MICRO CRACK, BURRS,SHARP EDGE,OIL, GREASE OR OTHER CONTAMINANTS.

5. ALL DIMENSIONS ARE AFTER PLATING.

6. COMPONENTS MUST BE PACKAGED IN A SEALED BAG.

PART NO	REV	MATERIAL	DIA-A	DIA-B	CABEL SIZE	VOLUME CM³
35665782	01	COPPER	Ø 4.15± 0.1	Ø 6.43± 0.1	M6488 4mm²	0.043
35665798	01	COPPER	Ø 3.85± 0.1	Ø 6.13± 0.1	M6488 3mm²	0.040
35236786	01	COPPER	Ø 4.65± 0.1	Ø 6.93± 0.1	M6488 5mm²	0.048
35236784	01	COPPER	Ø 4.50± 0.1	Ø 6.70± 0.1	JASO 3mm²	0.046
35236785	01	COPPER	Ø 4.15± 0.1	Ø 6.43± 0.1	M6488 4mm²	0.043
35242858	01	COPPER	Ø 3.85± 0.1	Ø 6.13± 0.1	M6488 3mm²	0.040

3 PROCESS SENSITIVE DIMENSION

DIMENSIONS ENCLOSED IN ( ) INDICATE REFERENCE DIMENSIONS AND NO TOLERANCE LIMITS ARE ESTABLISHED

DIMENSIONAL RANGE (MM)								CHART M
FROM	> 0	> 6	> 30	> 70	>120	>160	>200	>250	>315
TO	6	30	70	120	160	200	250	315	400
TOLERANCE UNLESS OTHERWISE SPECIFIED									
	±0.1	±0.2	±0.3	±0.4	±0.45	±0.55	±0.7	±0.85	±1.05
ANGULAR TOLERANCE ±1°									

A ⟍ LINE DRAWN THROUGH A PART NUMBER INDICATES THAT PHYSICAL PARTS ARE NOT AVAILABLE FOR ORDERING.

PART NUMBERS THAT DO NOT HAVE A LINE PRESENT INDICATE THAT PHYSICAL PARTS ARE AVAILABLE FOR ORDERING.

CONTACT APTIV SALES TO ASSURE AVAILABILITY OF PARTS.

DWG TYPE: PART DRAWING

STYLE

VOLUME (CM³)

DISTR CODE: D

UNLESS OTHERWISE SPECIFIED

THIS DOCUMENT IS IN ACCORDANCE WITH ASME Y14.5-2009. SEE DELPHI ENGINEERING DESIGN STANDARD B6 2017 FOR ISO 1101:2004 RECONCILIATION REQUIREMENTS.

ALL DIMENSIONS ARE IN MILLIMETERS

REFERENCE

THIRD ANGLE PROJECTION

DO NOT SCALE

USE MATH DATA

NX

•APTIV•

CONNECTION SYSTEMS

Chennai, India

COPYRIGHT 2019 APTIV. ALL RIGHTS RESERVED.

THIS DRAWING IS THE PROPERTY OF APTIV AND CONTAINS APTIV CONFIDENTIAL INFORMATION. THE REPRODUCTION, DISTRIBUTION AND UTILIZATION OF THIS DOCUMENT OR ITS RELATED CAD MATH DATA, AS WELL AS COMMUNICATION OF ANY CONTENT TO OTHERS, WITHOUT EXPRESS AUTHORIZATION, IS PROHIBITED.

		DATE
DR		
APVD1	WENZHENG MA	23SE19
APVD2	TIMON YU	23SE19
APVD3	WENZHENG MA	23SE19
APVD4		
APVD5		

SUBSTANCES OF CONCERN AND RECYCLED CONTENT PER APTIV 1094900I

MATERIAL: SEE CHART

DRAWING NAME: TAXI SLEV SHIELD ID= OD=

DRAWING NUMBER: 35236754

SIZE	SCALE	FRAME NO	SHEET NO	STG	REV	N/P
A1	10:1	1 OF 1	1 OF 1	R	03	-

User: 1276145
Form: 35214364-CUS01-S01/03 Date: 01-Nov-22 Time: 15:51:04
Updated:110102022 11:19,399pages.nor

Mouser Electronics

Authorized Distributor

Click to View Pricing, Inventory, Delivery & Lifecycle Information:

Aptiv:
35236785