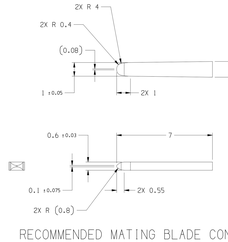

RECOMMENDED MATING BLADE CONFIGURATION

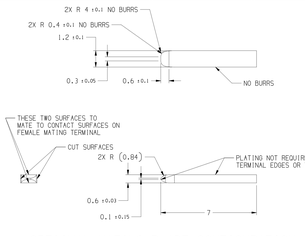

OPTIONAL MATING BLADE CONFIGURATION
USCAR EWCAP 1.2 STRAIGHT WIDE BLADE

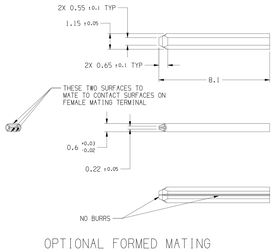

OPTIONAL FORMED MATING
BLADE CONFIGURATION

SYMBOL DEFINITION		MISSING SYMBOLS
A DIMENSION WITHOUT AN INSPECTION REPORT SYMBOL DOES NOT REQUIRE INSPECTION. IT MAY BE CONTROLLED ON THE INDIVIDUAL COMPONENT DRAWING.	TOTAL NO OF INSPECTIONS REQUIRED	19
	LAST NO. USED	16

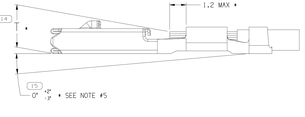

TERMINAL, CABLE CRIMP ALIGNMENT & POSITION

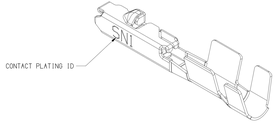

DWG STATUS					ZONE	REVISION HISTORY	AUTH	DR	APVD	APVD
DATE	ECO	REV	N/P	CHG						
30AP13	R	01	-	-	-	TAXI PART DRAWING CREATED(1388178B & 1388178D WERE ON SHEET 1) ADDED 1388178D; 15542381 & 15542382 TO REV 01.	422326	CM	CM	MEC
02JL13	R	02	-	-	-	15542381; UPDATED PDM ATTRIBUTES; NO REV UPDATE REQ'D; 13103492-96 ADDED TO REV 01	423153	CM	CM	MEC
02JL13	R	03	-	-	-	1388178B-178D & 15542381-2382; UPDATED PDM ATTRIBUTES; NO REV UPDATE REQ'D	423154	CM	CM	MEC
17DE13	R	04	-	-	-	1388178D & 13103493 - CU DIA IN CHART 1.2-1.6 WAS 1.47-1.9	424934	DL	DL	MEC
07MR14	R	05	-	-	-	13103494 - UPDATED PART AVAILABILITY	425796	KA	KA	MEC
24AP14	R	06	-	-	-	ALL PARTS - REVISED CRIMP DIMENSIONING NOTE	426369	APB	JAA	MEC
04JN14	R	07	-	-	-	ALL PARTS; ADDED WING TYPE VIEWS 2 PLCS; NO REV UPDATE REQ'D	426682	CM	CM	MAC
09JN14	R	08	-	-	-	15542381 & 13103492; UPDATED DIMS B1 & B2 IN CHART; NO REV UPDATE REQ'D	426748	CM	CM	MAC
12JN14	R	09	-	-	-	15542381, REMOVED PART AVAILABILITY LINE IN CHART & 13103494 ADDED PART AVAILABILTY LINE IN CHART; NO REV UPDATE REQ'D	426774	CM	CM	MAC
18JN14	R	10	-	-	-	ALL PARTS - ADDED MAXIMUM CURRENT CAPACITY NOTE	426792	APB	JAA	MEC
23SE14	R	11	-	-	-	ALL PARTS - DIM #16 WAS 1.92 MAX WIDTH BETWEEN BOX AND CORE WING, BEFORE & AFTER CRIMP •	427490	ABH	JVM	MEC
08JA15	R	12	-	-	-	15542381, 15542382 - UPDATED PART AVAILABILITY	428605	APB	JAA	MAC
06JN15	R	13	-	-	-	ALL PARTS - ADDED WING TYPE II VIEW, PLATING TYPE COLUMNS TO CHART, PLATING TYPE, TARNISH, MATING COMPONENTS & PERFORMANCE REQUIREMENT NOTES AND REMOVED AL SIZE & DIA COLUMNS IN CHART	429809	APB	APB	RDL
30JL15	R	14	-	-	-	13103492-96 MOVED TO SHEET 05	430329	APB	APB	RDL
12NO18	R	15	-	-	-	ALL PARTS - UPDATED PDM ATTRIBUTES	441457	LXA	JAA	LB

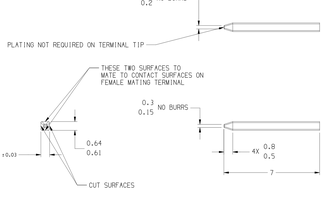

1. PIN MUST BE SYMMETRICAL WITHIN TOLERANCE SHOWN.
2. ALL TIP OR PIN EDGES MAY BE RADIUSED R 0.08 MAX.
3. NO BURRS ON TIP OR PIN EDGES.
4. ALL PIN DIMENSIONS INCLUDE PLATING IF APPLICABLE.

OPTIONAL MATING BLADE
CONFIGURATION 064-T

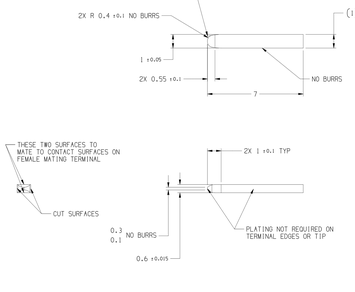

OPTIONAL MATING BLADE CONFIGURATION
USCAR EWCAP 1 STRAIGHT NARROW BLADE

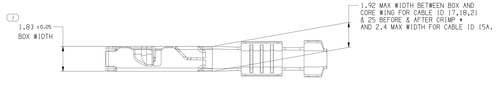

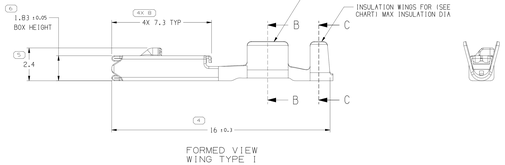

FORMED VIEW
WING TYPE I

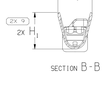

SECTION B-B

SECTION C-C

FORMED VIEW
WING TYPE II
SAME AS TYPE I EXCEPT AS SHOWN

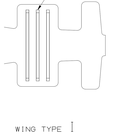

WING TYPE I

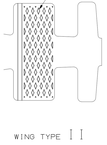

WING TYPE II

NOTES

1. UNLESS OTHERWISE SPECIFIED AND/OR INDICATED:

   DIMENSIONS ARE TO FACE OF VIEW SHOWN AND AUTOMATICALLY ROUNDED BY COMPUTER FOR INSPECTION (SEE MATH MODEL FOR PRECISE DIMENSIONS). FOR ALL OTHER DIMENSIONS NOT SHOWN BUT REQUIRED FOR TOOL BUILD, SEE MATH MODEL FOR PRECISE TOOL PATH DATA.

2. RECOMMENDED MATING BLADE THICKNESS 0.6±0.03 MM OR 0.64±0.03 MM
   RECOMMENDED MATING BLADE WIDTH NOT TO EXCEED 1.2 MM
   AND NO LESS THAN 0.61 MM.

3. CRIMP DIMENSION FROM THE BACK OF THE CORE WING (INCLUDES THE FLARE OUT FROM THE CORE WING) TO THE END OF THE INSULATION WING.

   2.05 MM MAX WIDTH, 2.10 MM MAX HEIGHT FOR CABLE SIZE UP TO 1.9 MM O.D.
   2.35 MM MAX WIDTH, 2.40 MM MAX HEIGHT FOR CABLE SIZE BETWEEN 1.86 TO 2.25 MM O.D.
   2.67 MM MAX WIDTH, 2.67 MM MAX HEIGHT FOR CABLE SIZE BETWEEN 2.25 TO 2.40 MM O.D.

4. • DENOTES DIMENSIONS MADE AT CUT-OFF & CRIMP DIE.

5. PLUS ANGLE IS WING BOTTOM SURFACE ROTATED COUNTERCLOCKWISE AGAINST THE BOX BOTTOM SURFACE.

6. DO NOT PROBE, TEST OR OTHERWISE CONTACT THE INTERIOR REGION (THE SPRING OR ANY MOVING PART) OF THIS TERMINAL. SEVERE DAMAGE CAN OCCUR, COMPROMISING THE PERFORMANCE OF THE ELECTRICAL INTERFACE.

7. MAXIMUM CURRENT CAPACITY AS DEFINED BY USCAR-2 R6 SECTION 5.3.3 IS 16.5 AMPS WITH 1.5mm² COPPER CABLE.

8. PLATING TYPE:

   I. MATTE TIN 1.9 - 7.0 MICROMETERS THICK.

   II. SILVER 1.0 - 2.0 MICROMETERS THICK OVER NICKEL UNDERPLATE 0.13 - 0.51 MICROMETERS THICK.

   III. MATTE TIN 1.9 - 7.0 MICROMETERS THICK OVER NICKEL UNDERPLATE 0.13 - 0.51 MICROMETERS THICK. (FOR USE WITH SELECTIVE SILVER PLATING SPECIFICATION)

   PLATING TYPE INFORMATION SHOWN ABOVE IS REFERENCE ONLY. PLATING REQUIREMENTS ARE CONTAINED IN APPLICABLE MATERIAL SPECIFICATION.

9. REFERENCE MATING COMPONENTS OR EQUIVALENTS:
   TERMINAL 33101340

10. PARTS MEET THE PERFORMANCE REQUIREMENTS OF GMW3191 JUNE2012 AND SAE/USCAR-2 R6 REVISION FOR THE FOLLOWING CLASSIFICATIONS:

    TEMPERATURE CLASS 3 (-40° C TO 125° C)
    VIBRATION CLASS 1 (ON BODY OR CHASSIS)
    SEALING CLASS 1 (UNSEALED) FOR CABLE I.D. 15, 17 & 25
    SEALING CLASS 2 OR 3 (SEALED CONNECTOR DEPENDENT) FOR CABLE I.D. 21 & 18

15542382	01	AJ	0.19 X 26.78	Cu/Ni1/Si	I	I	TIN	SNI	0.8 - 1.0	1.86 - 2.1	17	I	2.5	2.8	2.7	2.8	1.6
15542381	01	AJ	0.19 X 26.78	Cu/Ni1/Si	I	I	TIN	SNI	0.13 - 0.22	0.81 - 1.2	25	I	1.5	1.5	1.4	1.6	1.0
15542380	01	AH	0.19 X 27.78	Cu/Ni1/Si	I	I	TIN	SNI	1.25 - 1.5	2.1 - 2.4	15A	II	3.1	3.4	3.1	3.1	1.7
1388178D	01	AL	0.19 X 26.78	Cu/Ni1/Si	I	I	TIN	SNI	0.35 - 0.5	1.2 - 1.6	21	I	2	2.4	2.1	2.4	1.4
1388178B	01	AK	0.19 X 26.78	Cu/Ni1/Si	I	I	TIN	SNI	0.75 - 0.8	1.7 - 1.9	18	I	2.5	2.5	2.7	2.5	1.5
PART NO	REV	N/P	MAT'L SIZE	MAT'L SPEC	CONTACT AREA PLATING TYPE (SEE NOTE 8)	CRIMP AREA PLATING TYPE (SEE NOTE 8)	CONTACT PLATING	CONTACT PLATING I.D.	SIZE (MM²) COPPER	DIA COPPER	ID	WING TYPE	B_1 ±0.2	B_2 ±0.3	(H_1)	(H_2)	T MAX

DRAWING NUMBER							
13543112							
SIZE	SCALE	FORMAT NO	SHEET NO	TYPE	REV	N/P	
A1x3	10:1	2 OF 2	4 OF	R	15	-	

DWG STATUS					ZONE	REVISION HISTORY	AUTH	DR	APVD	APVD
DATE	ECO	REV	N/P	CHG						
30AP13	R	01	-	-	-	TAXI PART DRAWING CREATED(1388178B & 1388178D WERE ON SHEET 1) ADDED 1388178D; 15542381 & 15542382 TO REV 01.	422326	CM	CM	MEC
02JL13	R	02	-	-	-	15542381; UPDATED PDM ATTRIBUTES; NO REV UPDATE REQ'D; 13103492-96 ADDED TO REV 01	423153	CM	CM	MEC
02JL13	R	03	-	-	-	1388178B-178D & 15542381-2382; UPDATED PDM ATTRIBUTES; NO REV UPDATE REQ'D	423154	CM	CM	MEC
17DE13	R	04	-	-	-	1388178D & 13103493 - CU DIA IN CHART 1.2-1.6 WAS 1.47-1.9	424934	DL	DL	MEC
07MR14	R	05	-	-	-	13103494 - UPDATED PART AVAILABILITY	425796	KA	KA	MEC
24AP14	R	06	-	-	-	ALL PARTS - REVISED CRIMP DIMENSIONING NOTE	426369	APB	JAA	MEC
04JN14	R	07	-	-	-	ALL PARTS; ADDED WING TYPE VIEWS 2 PLCS; NO REV UPDATE REQ'D	426682	CM	CM	MAC
09JN14	R	08	-	-	-	15542381 & 13103492; UPDATED DIMS B1 & B2 IN CHART; NO REV UPDATE REQ'D	426748	CM	CM	MAC
12JN14	R	09	-	-	-	15542381, REMOVED PART AVAILABILITY LINE IN CHART & 13103494 ADDED PART AVAILABILTY LINE IN CHART; NO REV UPDATE REQ'D	426774	CM	CM	MAC
18JN14	R	10	-	-	-	ALL PARTS - ADDED MAXIMUM CURRENT CAPACITY NOTE	426792	APB	JAA	MEC
23SE14	R	11	-	-	-	ALL PARTS - DIM #16 WAS 1.92 MAX WIDTH BETWEEN BOX AND CORE WING, BEFORE & AFTER CRIMP •	427490	ABH	JVM	MEC
08JA15	R	12	-	-	-	15542381, 15542382 - UPDATED PART AVAILABILITY	428605	APB	JAA	MAC
06JN15	R	13	-	-	-	ALL PARTS - ADDED WING TYPE II VIEW, PLATING TYPE COLUMNS TO CHART, PLATING TYPE, TARNISH, MATING COMPONENTS & PERFORMANCE REQUIREMENT NOTES AND REMOVED AL SIZE & DIA COLUMNS IN CHART	429809	APB	APB	RDL
30JL15	R	14	-	-	-	13103492-96 MOVED TO SHEET 05	430329	APB	APB	RDL
12NO18	R	15	-	-	-	ALL PARTS - UPDATED PDM ATTRIBUTES	441457	LXA	JAA	LB

* LINE DRAWN THROUGH A PART NUMBER INDICATES THAT PHYSICAL PARTS ARE NOT AVAILABLE FOR ORDERING. PART NUMBERS THAT DO NOT HAVE A LINE PRESENT INDICATE PHYSICAL PARTS WILL BE AVAILABLE FOR ORDERING. CONTACT APTIV SALES TO ASSURE AVAILABILITY OF PARTS.	DWG TYPE: PART DRAWING		
	STYLE		
	VOLUME (CM³)	SYSTEM UNIT: D	
	UNLESS OTHERWISE SPECIFIED THIS DOCUMENT IS IN ACCORDANCE WITH ASME Y14.5M-1994 UNLESS OTHERWISE SPECIFIED. GENERAL TOLERANCE MEDIUM (ISO). SEPARATE PATTERNS OF FEATURES MAY BE GROUP SEPARATELY REGARDLESS OF DATUM REFERENCES.		
ALL DIMENSIONS ARE IN MILLIMETERS			
(S) PROCESS SENSITIVE DIMENSION	REFERENCE		
DIMENSIONS ENCLOSED IN ( ) INDICATE REFERENCE DIMENSIONS AND NO TOLERANCE REQUIRED UNLESS OTHERWISE SPECIFIED.			
DIMENSIONAL RANGE (MM) CHART D			
FOR 0 - 3 3 - 12 12 - 25			
TOLERANCE UNLESS OTHERWISE SPECIFIED ±0.4 ±0.3 ±0.2			
ANGULAR TOLERANCE ±0°			
THIRD ANGLE PROJECTION	DO NOT SCALE	USE MATH DATA	NX

•APTIV•
CONNECTION SYSTEMS
WARREN, OH
COPYRIGHT 2013 APTIV, ALL RIGHTS RESERVED.
THIS DRAWING IS THE PROPERTY OF APTIV AND CONTAINS APTIV CONFIDENTIAL INFORMATION. THE RECEIPT OR POSSESSION OF THIS DRAWING OR UTILIZATION OF THIS DOCUMENT OR ITS RELATED CAD MATH DATA, WE WILL BE COMMUNICATION OF ANY CONTENT TO OTHERS, WITHOUT EXPRESS AUTHORIZATION, IS PROHIBITED.

		DATE
DR		
APVD	C.MARGRAVE	30APR13
APVD	C.MARGRAVE	30APR13
APVD	MIKE CONWAY	5MY13
APVD		
APVD		
SUBSTANCES OF CONCERN AND RECYCLED CONTENT PER APTIV (DRAFTED)		
SIZE	SEE CHART	
DRAWING NAME	TAXI TERM F OCS 1.2	

DRAWING NUMBER							
13543112							
SIZE	SCALE	FORMAT NO	SHEET NO	TYPE	REV	N/P	
A1x3	10:1	2 OF 2	4 OF	R	15	-	

1 3 2 4 3 1 1 5
PRINTED: 2015-Nov-18 11:44:04 PM
SAVED: 2015-Nov-18 11:44:04 PM

Mouser Electronics

Authorized Distributor

Click to View Pricing, Inventory, Delivery & Lifecycle Information:

Aptiv:
13881789