KEY PRODUCT CHARACTERISTICS			
SAFETY/COMPLIANCE	FIT/FUNCTION	TOTAL ON DRAWING	0
S/C CHECKPOINTS	F/F CHECKPOINTS	LAST NO. USED	0

NO & TYPE	DESCRIPTION	RATIONALE	PTS	ZONE

ALU APPLICATION / ALU VARIANTE

MISSING DIMENSIONS AND DETAILS SEE BASIC APPLICATION
FEHLENDE MASSE UND ANGABEN SIEHE STANDART VARIANTE

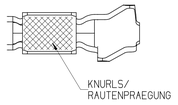

L_{ges}	X_1	L_4	L_3	L_2	L_1	R_3 ±0.1	R_2 ±0.1	R_1 ±0.1	H_3 ±0.2	H_2 ±0.2	H_1 ±0.2	B_3 ±0.2	B_2 ±0.2	B_1 ±0.2	CABLE-TYPE LTG.-TYP	APPLICATION AUSFUEHRUNG	CROSS SECTION QUERSCH.
13.70	0.20	1.50	5.70	1.50	3.25	0.50	0.75	0.50	1.50	1.80	1.60	1.50	1.90	1.60	FLMR	BASIC UNSEALED	0.08-0.13
13.30		-	5.30	1.80	2.50	-	0.90	0.60	-	2.64	1.90	-	2.57	1.93	FLR		0.25-0.35
13.30		-	5.10	1.90	2.50	-	0.90	0.80	-	3.23	2.15	-	2.82	2.15	FLR		0.50-0.75
14.40		-	6.20	2.00	3.25	-	1.20	1.00	-	3.80	3.45	-	3.75	3.10	FLR		1.00-1.50
13.30		-	5.10	1.90	2.50	-	0.90	0.80	-	3.23	2.15	-	2.82	2.15	FLALR	ALU	0.75
13.90	0.60	0.75	6.00	2.00	2.50	0.50	1.55	0.50	1.50	3.48	1.60	1.50	3.89	1.60	FLMR	SINGLE CONDUCTOR SEALED	0.08-0.13
13.90		-	6.00	2.00	2.50	-	1.55	0.60	-	3.48	1.90	-	3.89	1.93	FLR		0.25-0.35
13.90		-	6.00	2.00	2.50	-	1.55	0.80	-	3.48	2.15	-	3.89	2.15	FLR		0.50-0.75

(5AB)

PART-NO. SLEEVE/UEBERFEDER TEILE-NR.	MATERIAL SLEEVE/UEBERFEDER WERKSTOFF	SURFACE SLEEVE/UEBERFEDER OBERFLAECHE	PART-NO. SEAL/DICHTUNG TEILE-NR.	APPLICATION AUSFUEHRUNG	SURFACE TERM.BODY/BASISTEIL OBERFLAECHE	OKZ	MATERIAL TERM.BODY/BASISTEIL WERKSTOFF	CROSS SECTION QUERSCH.	PART-NO. STRIP FORM BANDWARE	PART REV	DATE DATUM
13580604	X10 CrNi 18 8	BLANK	---	BASIC UNSEALED	f.Sn3	I	CuNi 3Si1Mg	0.08-0.13	13787415	---	29OC13
								0.25-0.35	13586633	01	06SE07
								0.50-0.75	13586635	01	06SE07
								1.00-1.50	---	---	---
					sel.Ag	II		0.08-0.13	15540372	---	29OC13
								0.25-0.35	15540349	01	06SE07
								0.50-0.75	15540356	01	06SE07
								1.00-1.50	---	---	---
					sel.Au	III		0.08-0.13	13787416	---	29OC13
								0.25-0.35	13586637	01	06SE07
								0.50-0.75	13586639	01	06SE07
								1.00-1.50	---	---	---
					sel.Au/GEL			0.25-0.35	13586641	01	29OC13
								0.25-0.35	13586644	01	29OC13
				TWIN-DOT	TwinDot sel.Au			0.25-0.35	13586654	01	29OC13
								0.50-0.75	13586656	01	29OC13
				ALU	f.Sn3	I	CuFe2P	0.75	13985034 (5)	-	12OC17
13580604	X10 CrNi 18 8	BLANK	33120594	SINGLE CONDUCTOR SEALED	f.Sn3	I	CuNi 3Si1Mg	0.08-0.13	33255703	01	31JA20
			1532791 3					0.25-0.35	13586646	01	06SE07
			1532791 8					0.50-0.75	13586648	01	06SE07
			33120594		sel.Ag	II		0.08-0.13	33255702	---	31JA20
			1532791 3					0.25-0.35	13969699	01	06SE07
			1532791 8					0.50-0.75	13969690	01	06SE07
			33120594		sel.Ag	III		0.08-0.13	35441183	---	31JA20
			1532791 3					0.25-0.35	13586650	01	29OC13
			1532791 8					0.50-0.75	13586652	01	29OC13

(2) (5AB) (4) (5AD) (3)

DWG STATUS DATE	STG	REV	N/P	CHG	ZONE	REVISION HISTORY	AUTH	DR	APVD 1	APVD 2
06SE07	R	01		--		INITAL RELEASE / FREIGABE		W.SAC	E.CVA	W.SKR
29OC13	R	02		--	M5	SEL.AU : III WAS/WAR II		M.PHI	E.CVA	SYS
						PART-NO. WITH CROSS-SECTION 0.08-0.13MM2 ADDED PART-NR. MIT QUERSCHNITT 0.08-0.13MM2 HINZU				
						PART-NO. FOR SURFACE SEL.AG ADDED PART-NR. FUER OBERFLACHE SEL. AG HINZU				
					B6	REMARKS FOR PART IDENTIFICATION ADDED BEMERKUNGEN FUER TEILEBESCHRIFTUNG HINZU				
15AU14	R	03		--		PART-NO./ NR. 13787415 / 15540372 / 13787416 R_3 0.75 WAS/WAR 0.55		K.BRA	M.PHI	SYS
10DE14	R	03	AA		M3	PART REVISION SET BACK TO 01 TEILE KENNZEICHNUNG ZURUECKGESETZT AUF 01		M.PHI	E.CVA	SYS
		04		--	K/L4	PART-NO./ NR. 13255702 / 13255703 AND PE 354741 ADDED/ HINZU AS/ ALS AVAILABLE/ VERFUEGBAR		M.PHI	E.CVA	
27NO17	R	05				PART-NO. / NR: 13985034 ADDED / HINZU		K.BRA	R.GUT	SYS
19JN18	R	05	AA		K12	13985034 L_{ges} 13.3 WAS 15.1 MISTAKE CORRECTED 13985034 L_{ges} 13.3 WAR 15.1 FEHLER KORRIGIERT		K.BRA	R.GUT	SYS
07JL20	R	05	AB		K4 K4 F7 K4 K10	APN 354411B3 WAS/WAR PE 354741 APN 13255702 / 13255703 / 354411B3 SET TO ACTIVE / VERFUEGBAR SEALED L-SHAPE VIEWS ADDED/ GEDICHTETE L-SHAPE ANSICHTEN HINZU DWG MISTAKES CORRECTED/DWG FEHLER KORRIGIERT: PITCH/VORSCHUB 10.16 WAS/WAR 5.08 (0.13mm²) R_3 : 0.5mm WAS/WAR 1.5mm		PHIL	M.POR	SYS
020OC20	R	05	AC		F14	VIEW MISTAKE CORRECTED FEHLERHAFTE ANSICHT KORRIGIERT		PHIL	M.POR	SYS
26JA23	R	05	AD		K4	DWG UPDATED / ZON AKTUALISIERT APN 13985034 OBSOLETE / NICHT VERFUEGBAR MEASUREMENT NO. ADDED/VERMESSUNGS-NR. HINZU		PHIL	FRI	SYS

BASIC UNSEALED APPLICATION / STANDARD UNGEDICHTETE VARIANTE

- CROSS SECTION 0,5-0,75mm² SHOWN -

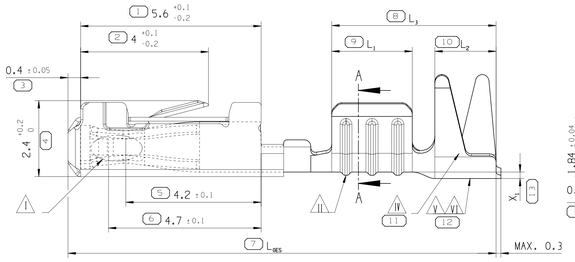

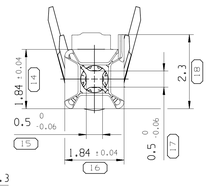

A-A

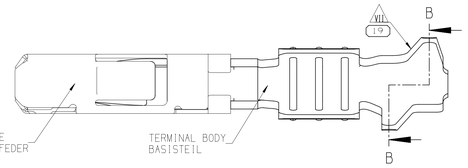

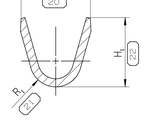

B-B ◠ 90°

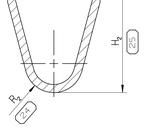

SINGLE CONDUCTOR SEALED / EINZELADER GEDICHTETE VARIANTE

MISSING DIMENSIONS AND DETAILS SEE BASIC APPLICATION
FEHLENDE MASSE UND ANGABEN SIEHE STANDARD VARIANTE

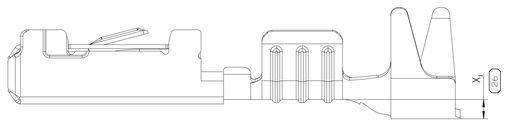

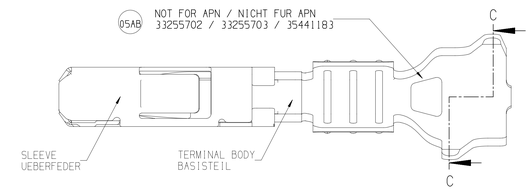

C-C ◠ 90°

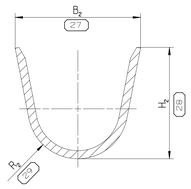

L-SHAPE APPLICATION / L-SHAPE VARIANTE

CRIMP VIEW 0,08-0,13mm² / CRIMP ANSICHT 0,08-0,13MM²
MISSING DIMENSIONS AND DETAILS SEE BASIC APPLICATION
FEHLENDE MASSE UND ANGABEN SIEHE STANDARD VARIANTE

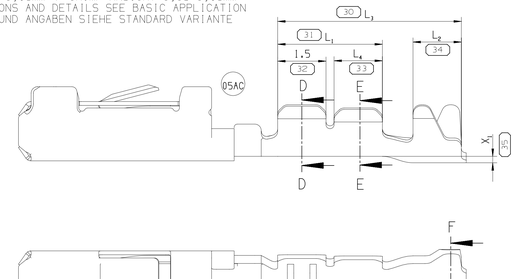

D-D

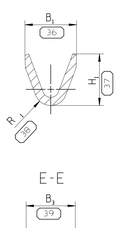

E-E



F-F ◠ 90°

L-SHAPE APPLICATION / L-SHAPE VARIANTE

(05AB)

CRIMP VIEW 0,08-0,13mm² / CRIMP ANSICHT 0,08-0,13MM²
MISSING DIMENSIONS AND DETAILS SEE SEALED APPLICATION
FEHLENDE MASSE UND ANGABEN SIEHE GEDICHTETE VARIANTE

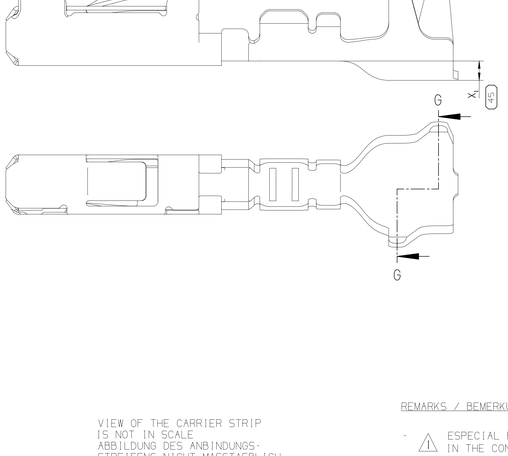

G-G ◠ 90°

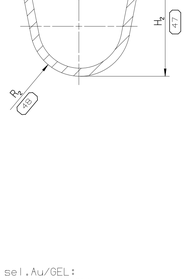

TWINDOT APPLICATION / TWINDOT VARIANTE

MISSING DIMENSIONS AND DETAILS, SEE BASIC APPLICATION
FEHLENDE MASSE UND ANGABEN SIEHE STANDARD VARIANTE

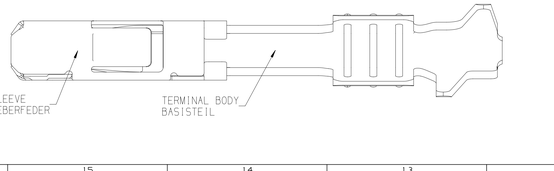

VIEW OF THE CARRIER STRIP
IS NOT IN SCALE
ABBILDUNG DES ANBINDUNGS-
STREIFENS NICHT MASSTAEBLICH

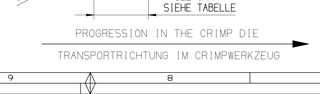

REMARKS / BEMERKUNGEN

- I ESPECIAL FOR VERSION sel.Au/GEL:
  IN THE CONTACTAREA, FILLED WITH GEL
  NUR FUER VARIANTE sel.Au/GEL:
  IM KONTAKTIERUNGSBEREICH, MIT GEL GEFUELLT
- II OUTER EMBOSSMENT ONLY FOR CRIMP SECTION 0.50-0.75
  AUSSENPRAEGUNG NUR FUER CRIMPQUERSCHITT 0.50-0.75
- III THIS AREA SELECTIVE AU
  DIESER BEREICH SELEKTIV AU
- IV SURFACE INDEX, CONTACT AREA
  OBERFLAECHEN KENNZEICHNUNG, KONTAKTIERUNGSBEREICH
- CRIMP MANUFACTURING PARAMETERS AND TOOLING
  ACCORDING TO DELPHI-SPECIFICATION
  CRIMPVERARBEITUNGSPARAMETER UND WERKZEUGE
  GEMAESS DELPHI-SPECIFICATION

(2)
- V COMPANY LABEL
  FIRMENZEICHEN
- VI DATECODE: WWYY
  DATUMSCODE: WWJJ
- VII REVISION STATUS OUTSIDE OF ISOCRIMP
  REVISIONSSTAND IM AUSSENBEREICH ISOCRIMP

A LINE DRAWN THROUGH A PART NUMBER INDICATES THAT PHYSICAL PARTS ARE NOT AVAILABLE FOR ORDERING.

PART NUMBERS THAT DO NOT HAVE A LINE PRESENT INDICATE THAT PHYSICAL PARTS ARE AVAILABLE FOR ORDERING.

CONTACT APTIV SALES TO ASSURE AVAILABILITY OF PARTS.

MIT EINER LINE DURCHGESTRICHENE PART-NR GEKENNZEICHNET, DASS DIESE PART-NR NICHT BESTELLT WERDEN KANN.

PART-NR DIE KEINE LINE ZEIGEN, KENNZEICHNEN, DAS TEILE ZUR BESTELLUNG VERFUEGBAR SIND.

FUER VERFUEGBARKEIT DER PARTS DEN EINKAUF VON APTIV KONTAKTIEREN.

DIMENSIONAL RANGE (MM) CHART C		
FROM	0	>12
TO	12	
TOLERANCE UNLESS OTHERWISE SPECIFIED		
	±0.1	±0.2
ANGULAR TOLERANCE ±2°		

DIM TO CHECK / PRUEFMASSE
DIM FOR HELP / HILFSMASSE
THEORETIC DIM / THEORE. MASSE

DWG TYP: PART DRAWING
WEIGHT (GR)
VOLUME (CM³)
ROUTING
DISTR CODE: D
UNLESS OTHERWISE SPECIFIED

GENERAL TOLERANCES ACCORDING TO:
SEE CHART
SIEHE TABELLE

GD&T ACCORDING TO:
ISO 1101

REFERENCE: PART DRAWING

FIRST ANGLE PROJECTION

DO NOT SCALE
USE MATH DATA

NX

•APTIV•

CONNECTION SYSTEMS
D-42119 WUPPERTAL

COPYRIGHT 2023 APTIV. ALL RIGHTS RESERVED.
REVISION 2019
THIS DRAWING IS THE PROPERTY OF APTIV AND CONTAINS APTIV CONFIDENTIAL INFORMATION. THE REPRODUCTION, DISTRIBUTION AND UTILIZATION OF THIS DOCUMENT OR ITS RELATED CAD MATH DATA, AS WELL AS COMMUNICATION OF ANY CONTENT TO OTHERS, WITHOUT EXPRESS AUTHORIZATION, IS PROHIBITED.

DIESE ZEICHNUNG IST EIGENTUM DER FIRMA APTIV UND ENTHAELT APTIV VERTRAULICHE INFORMATIONEN. DIE REPRODUKTION, VERTEILUNG UND NUTZUNG DIESES DOKUMENTES ODER DEREN ZUGEHOERIGEN CAD DATEN, ODER AUCH ALS KOMMUNIKATION VON BELIEBIGEN INHALT ZU ANDEREN, IST OHNE BERECHTIGUNGSPRUEFUNG DURCH DIE APTIV UNZULAESSIG

		DATE
DR	J.PHILIPPS	26JA23
APVD1	G.FRIMMERSDORF	27JA23
APVD2	SYSTEM	27JA23
APVD3		
APVD4		
APVD5		

SUBSTANCES OF CONCERN AND RECYCLED CONTENT PER APTIV 1094900
POTENTIEL GEFAEHRLICHE STOFFE UND RECYKLATANTEIL
GEMAESS APTIV 1094900

MATERIAL: SEE CHART / SIEHE TABELLE

DRAWING NAME: MICRO TERMINAL SYSTEM
PRODUCT GROUP DRAWING, FEMALE TERMINAL

MICRO TERMINAL SYSTEM
TABELLENZEICHNUNG, STECKHUELSE

DRAWING NUMBER: 1 3580658

SIZE	SCALE	FRAME NO	SHEET NO	STG	REV	N/P
A0	15:1	1 OF 1	1 OF 1	R	05	AD

SCALE / MASSSTAB: 5:1

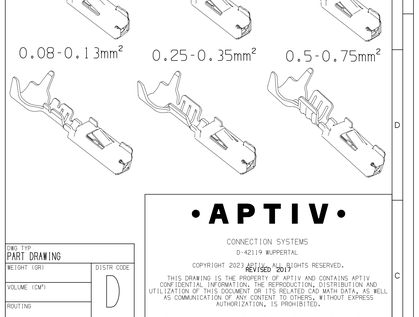

•APTIV• CONFIDENTIAL
DRAWING LIED DOCUMENTS ARE ONLY AVAILABLE ON THE SERVER
Dwg: 13580658 Rev: 05 Size: A0 Date: 20-Feb-23 Time: 16:49:17
Dwg: 13580658 Rev: 05 Size: A0 Date: 20-Feb-23 Time: 16:49:17

Mouser Electronics

Authorized Distributor

Click to View Pricing, Inventory, Delivery & Lifecycle Information:

Aptiv:
13787416