

**THE BIG DEAL**

- Wideband frequency coverage, DC to 3 GHz
- Low Loss, 0.3 dB at 3 GHz
- Excellent Return Loss, 30 dB at 3 GHz
- Hand formable to almost any custom shape without special bending tools
- 6mm bend radius for tight installations
- Insulated outer jacket standard<sup>1</sup>
- Connector interface, meets MIL-STD-348
- Ideal for interconnect of assembled systems



Generic photo used for illustration purposes only

<b>Model No.</b>	086-10BM+
<b>Case Style</b>	KP2467-10
<b>Connectors</b>	BNC-Male

**+RoHS Compliant**

The +Suffix identifies RoHS Compliance.  
See our website for methodologies and qualifications

**APPLICATIONS**

- Replacement for custom bent 0.086" semi-rigid cables
- Communication Receivers and Transmitters
- Military and Aerospace System
- Environmental and Test Chambers

**PRODUCT OVERVIEW**

The 086-BM+ Series Hand-Flex™ Coaxial Cables are ideal for interconnecting coaxial components and sub-assemblies in a wide range of systems, including communications, military and aerospace, environmental test chambers and more. The hand-formable cable provides a minimum bend radius of 6mm to accommodate tight layouts without the need for bending tools, adapters or brackets. BNC-male connectors make these cables ideal for connection of assemblies with BNC connector types. 086-BM+ series cables are available in a variety of lengths to meet your system needs.

**KEY FEATURES**

Feature	Advantages
Hand-Flex™ (Hand-formable RF cables)	Facilitates the assembly of coaxial systems and sub-systems without the need for special cable bending tools or adapters. Reduces the risk of damage during bending.
Tight bend-radius, 6mm	6mm bend-radius makes the cable ideal for connections in tight spaces and crowded layouts.
Low Insertion Loss	Minimizes overall signal path loss.
Excellent Return Loss	Minimizes signal reflection and VSWR ripple contribution
BNC-Male Connectors	Supports easy interconnection of components and equipment in systems with BNC connector types.
Good Power Handling Capability: • 211W at 0.5 GHz • 80W at 3 GHz	Supports medium to high RF power levels used in transmit paths. For higher power handling, refer to our 141-XXBM+ series cables.

1. Unjacketed cable also available upon request.



# Coaxial Cable

### ELECTRICAL SPECIFICATIONS AT 25°C

Parameter	Frequency (GHz)	Min.	Typ.	Max.	Units
Frequency Range		DC		3	GHz
Length <sup>2</sup>		10			inches
Insertion Loss	DC - 3	—	0.22	0.6	dB
Return Loss	DC - 3	19	37	—	dB

2. Custom sizes available, consult factory.

### ABSOLUTE MAXIMUM RATINGS

Parameter	Ratings
Operating Temperature	-55°C to +105°C
Storage Temperature	-55°C to +105°C
Power Handling at 25°C, Sea Level	211W at 0.5 GHz 150W at 1 GHz 101W at 2 GHz 80W at 3 GHz

Permanent damage may occur if any of these limits are exceeded.



HAND FLEX™

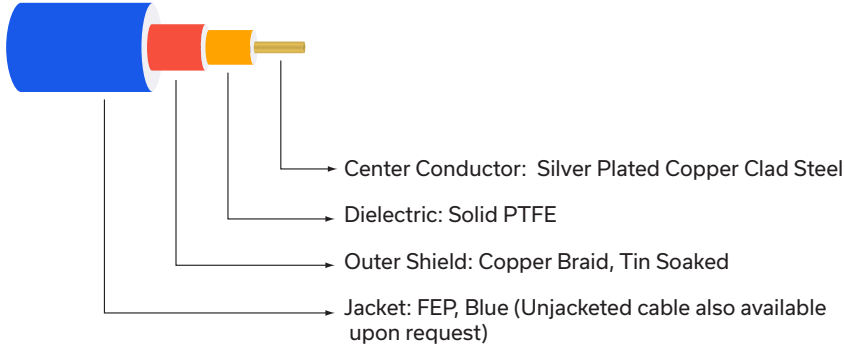
# Coaxial Cable

086-10BM+

Mini-Circuits

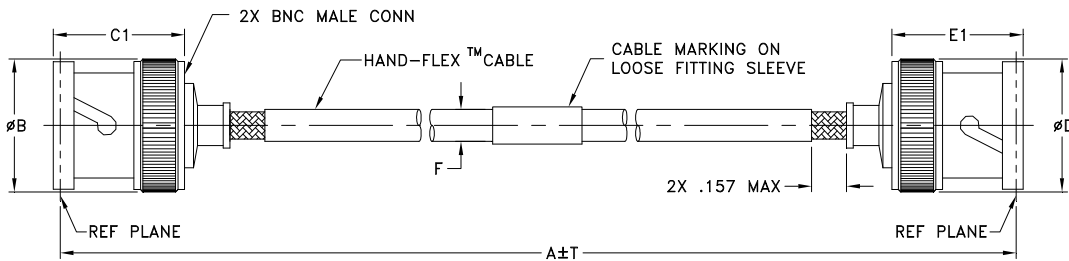
50Ω 10 inch DC to 3 GHz BNC-Male

## CABLE CONSTRUCTION



Connectors: Body & Coupling Nut: Brass, Nickel Plated  
Center Pin: Brass, Gold Plated

## OUTLINE DRAWING



## OUTLINE DIMENSIONS (Inch/mm)

A	B	C1	C2	D	E1	E2	F	T	wt grams
10.0	.57	.59	--	.57	.59	--	.108	0.10	24.97
254.00	14.5	14.99	--	14.5	14.99	--	2.75	2.54	

Mini-Circuits



HAND FLEX™

# Coaxial Cable

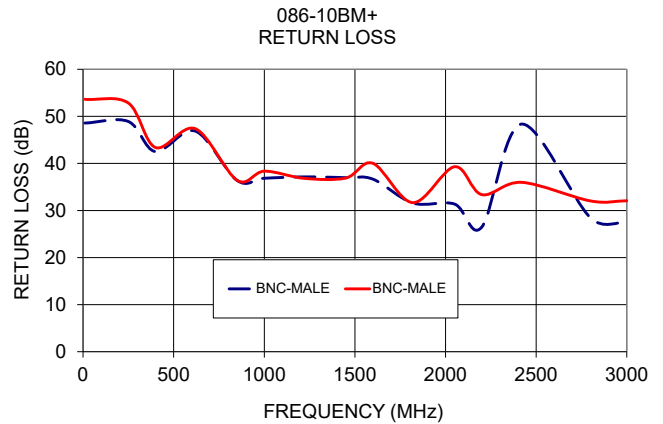
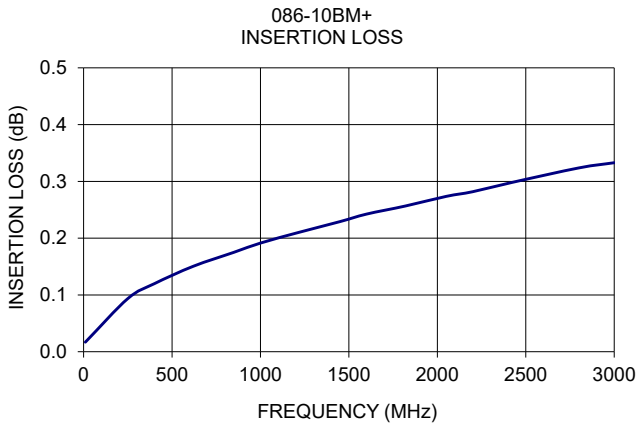
086-10BM+

Mini-Circuits

50Ω 10 inch DC to 3 GHz BNC-Male

## TYPICAL PERFORMANCE DATA AND CHARTS

Frequency (MHz)	Insertion Loss (dB)	Return Loss (dB)	
		BNC-Male	BNC-Male
10	0.02	48.6	53.6
250	0.09	48.9	52.8
400	0.12	42.5	43.4
620	0.15	46.9	47.4
850	0.18	36.4	36.4
1000	0.19	36.8	38.4
1220	0.21	37.1	36.8
1450	0.23	37.0	36.9
1600	0.24	36.6	40.0
1820	0.26	31.6	31.7
2050	0.27	31.4	39.3
2200	0.28	26.5	33.4
2420	0.30	48.4	36.0
2800	0.32	28.4	32.0
3000	0.33	27.5	32.1



### NOTES

- A. Performance and quality attributes and conditions not expressly stated in this specification document are intended to be excluded and do not form a part of this specification document.
- B. Electrical specifications and performance data contained in this specification document are based on Mini-Circuit's applicable established test performance criteria and measurement instructions.
- C. The parts covered by this specification document are subject to Mini-Circuits standard limited warranty and terms and conditions (collectively, "Standard Terms"); Purchasers of this part are entitled to the rights and benefits contained therein. For a full statement of the standard terms and the exclusive rights and remedies thereunder, please visit Mini-Circuits' website at [www.minicircuits.com/terms/viewterm.html](http://www.minicircuits.com/terms/viewterm.html)



# Mouser Electronics

Authorized Distributor

Click to View Pricing, Inventory, Delivery & Lifecycle Information:

[Mini-Circuits:](#)

[086-10BM+](#)