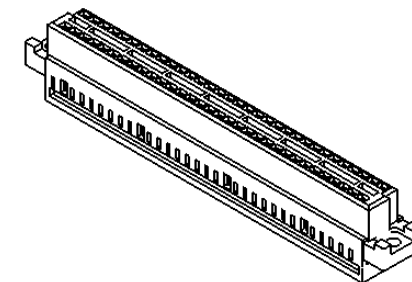
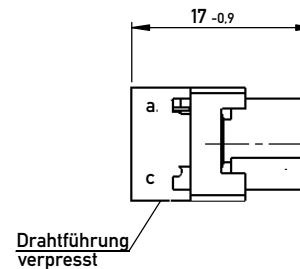
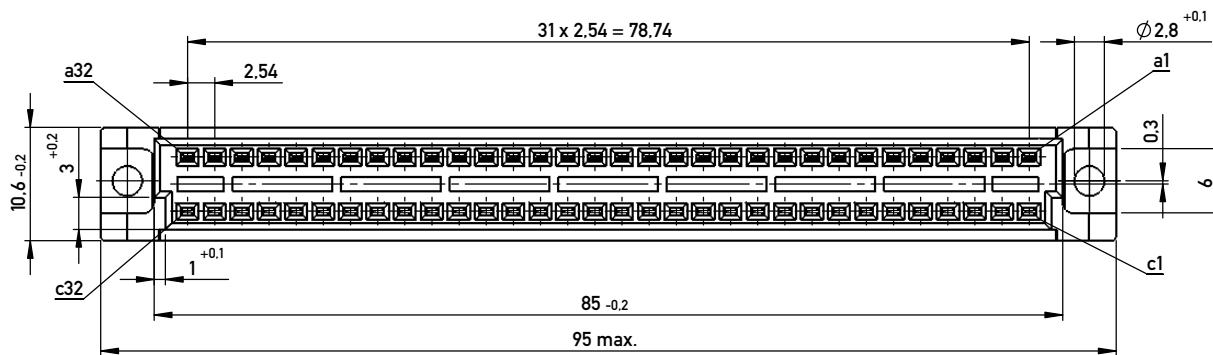
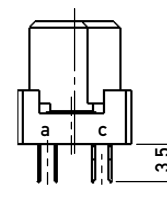
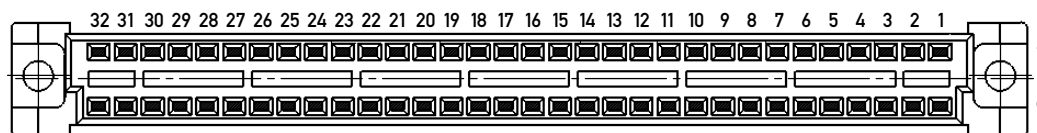


ohne Drahtführung dargestellt



Bestückungsplan / contact layout

■ bestückt / assembled



Schneidklemmen für AWG 28 Flachbandleitung / insulation displacement connector for AWG 28
 Isolierwerkstoff / housing material: PBT GF 30
 Anforderungsstufe 2 = 400 Steckzyklen / performance class 2 = 400 mating cycles
 Bauart 3 / type 3

Fehlende Masse und Angaben nach DIN EN 60603-2 /
 Missing information and dimensions according to DIN EN 60603-2

Information:		Tolerances		Scale	2:1
All rights reserved. Only for Information. To ensure that this is the latest version of this drawing, please contact one of the ERNI companies before using.		All Dimensions in mm		Designation	
Subject to modification without prior notice. Drawing will not be updated.		www.ERNI.com		Federleiste SKV C 64 Female Connector SKV C 64	
		www.ERNI.com		594470	
c	01.10.2014			I	
Index	Date			A3	
				Class	STVSKV

Copyright by ERNI Production GmbH & Co., KG. Preparatory notice pursuant to ISD 18016 to be observed.