SYMBOL DEFINITION		
A DIMENSION WITHOUT AN INSPECTION REPORT SYMBOL DOES NOT REQUIRE INSPECTION. IT MAY BE CONTROLLED ON THE INDIVIDUAL COMPONENT DRAWING.	TOTAL NO OF INSPECTIONS REQUIRED	5
	LAST NO. USED	5

MISSING SYMBOLS
NO MISSING SYMBOL NUMBER

CHG STATUS					ZONE	REVISION HISTORY	AUTH	DR	APVD	APVD
DATE	STG	REV	N/P	CHG					1	2
10MR08	R	01	-	-	-	RELEASED TO PD	404076	KGB	JWG	LZ

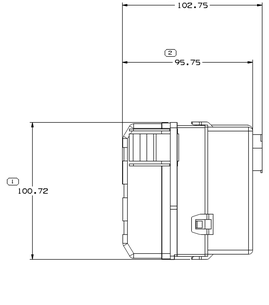

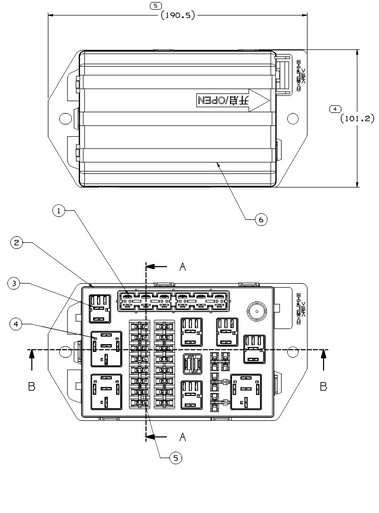

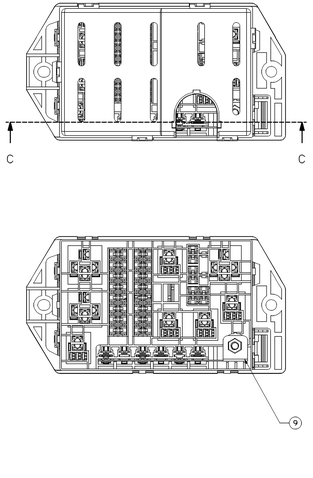

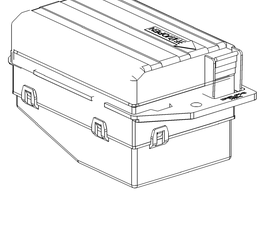

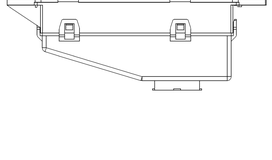

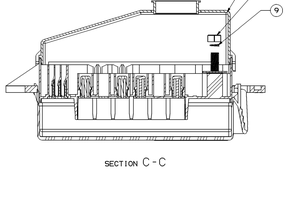

SECTION C-C

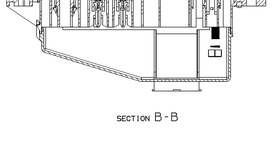

SECTION B-B

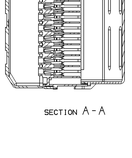

SECTION A-A

NOTES

1. UNLESS OTHERWISE SPECIFIED AND/OR INDICATED:

   DIMENSIONS ARE TO FACE OF VIEW SHOWN AND AUTOMATICALLY ROUNDED BY COMPUTER FOR INSPECTION (SEE MATH MODEL FOR PRECISE DIMENSIONS). FOR ALL OTHER DIMENSIONS NOT SHOWN BUT REQUIRED FOR TOOL BUILD, SEE MATH MODEL FOR PRECISE TOOL PATH DATA.

2. NUT INSTALLATION TORQUE 7N•M MAXIMUM
3. ALL COMPONENTS TO BE SEPARATED PACKING BEFORE WIRING.
4. ALL TPAS TO BE INSTALLED AFTER TERMINAL INSTALLATION.
5. PRODUCT LABEL'S SELECTION ACCORDING TO CUSTOMER'S REQUEST.

NO.	PART NO	STG	REV	N/P	STATUS	DESCRIPTION	MATERIAL SPECIFICATION AND COLOR	VOL (CM³)	QTY
9	13653062	R	01	-	A	LOCK RETAINER	N/A	N/A	1
8	13638550	R	01	-	A	MOUT NUT	M6x1.0	N/A	1
7	13642542	R	01	-	A	LOWER COVER	M2956052 P25 BLK	37.693	1
6	13642513	R	01	-	A	UPPER COVER	M2956052 P25 BLK	53.336	1
5	13642549	R	01	-	A	RETAINER YEL	M2279006 GF14 YEL	0.414	4
4	13642547	R	01	-	A	RETAINER YEL	M2279006 GF14 YEL	1.019	3
3	13642548	R	01	-	A	RETAINER YEL	M2279006 GF14 YEL	0.592	5
2	13642993	R	01	-	A	FUS BLK BLK	M4695002 PLAS PBT BLK	N/A	1
1	13642544	R	01	-	A	RETAINER YEL	M2279006 GF14 YEL	0.590	2

DRAWING NUMBER							
13696526							
SIZE	SCALE	PAGE	SHEET NO	SHEET NO	TYPE	REV	N/P
A1x3	1:1	2 OF 2	1 OF 1	R	01	-	

DIMENSION TOLERANCE							
FROM	0	6	30	100	300	800	1200
TO	6	30	100	300	800	1200	2000
PLUS/MINUS	0.25	0.50	0.75	1.00	1.50	2.00	3.00

ANGLE TOLERANCE: ±1.0°

DRAWING STATUS	
(N/A) PROCESS SENSITIVE DIMENSION	
DIMENSIONS ENCLOSED IN ( ) INDICATE REFERENCE DIMENSIONS AND HAVE NO TOLERANCE UNLESS ON ESTABLISHED	
REFERENCE	
ALL DIMENSIONS ARE IN MILLIMETERS	
THIRD ANGLE PROJECTION	DO NOT SCALE SEE MATH DATA

DWG TYPE	PART DRAWING
STYLE	
VOLUME CONT	SEE CHART
SYSTEM CODE	D

UNLESS OTHERWISE SPECIFIED

THIS DRAWING IS IN ACCORDANCE WITH ASME Y14.5M-1994 AS INTERPRETED BY THE GLOBAL DIMENSIONING AND TOLERANCING STANDARD. THE DEFINITION OF THE GEOMETRIC FEATURES MAY BE FURTHER DEFINED/ELIMINATED BY SYSTEM REFERENCES.

APVD1	SUJIBIN HUANG	10MR08
APVD2	JIANWEI GUO	10MR08
APVD3	SUJIBIN HUANG	10MR08
APVD4		
APVD5		

SUBSTANCES OF CONCERN: NO RECYCLED CONTENT PER DELPHI (PHR02)

DESIGN SEE CHART

DRAWING NAME ASM CENT FUSEBOX

DELPHI

DELPHI PACKARD ELECTRIC SYSTEMS
WARREN, OH

DRAWING NUMBER 13696526

SIZE	SCALE	PAGE NO	SHEET NO	SHEET NO	TYPE	REV	N/P
A1x3	1:1	1 OF 2	1 OF 1	R	01	-	

13696526