

TRON® In-Line Fuseholders

Single-Pole for SC-35 – 60A and HVW Fuses

HEJ Series



Non-Breakaway Holders

HEJ Series Catalog Symbol: HEJ-AA⁽¹⁾ (2) (3), HEJ-AB, HEJ-AC, HEJ-BB, HEJ-CC, HEJ-DD, HEJ-JJ, HEJ-JK, HEJ-LL, HEJ-PP, and HEJ-QQ

In-Line Fuseholders, Single-Pole

Water-Resistant

Agency Information:

⁽¹⁾UL Recognized, Guide IZLT2, File E14853

⁽²⁾CSA Certified, Class 6225-01, File 47235

⁽³⁾CE

HEJ — For SC fuses: 35A to 60A and high voltage fuses.

Type HVW, ½ to 6A, 1200Vac (or less).

Fuse size 1 3/32" x 2 1/4". Holder rated 60A, 480V

Example:

A single-pole, in-line holder for a SC-40 fuse. A single #8 copper, stranded wire is on the load. Copper crimp connection desired. Two #10 copper, stranded wires are on the line side. Copper crimp is the desired connection.

1. Choose HEJ- series.
2. Choose "A" for load side.
3. Choose "B" for line side.

Complete Part Number: HEJ-AB











Ordering Information:

HEJ	—	[]	[]
		Load Terminal	Line Terminal

Recommended Torque on Coupling Nut: 10-20 in-lb.

Catalog and Specification Data

Conductor Terminals

Terminal Type	Conductor Data				Catalog Symbol Load & Line
	Size	No. Per Terminal	Solid	Stranded	
 	#12 to #8	1	•	•	A
	#12	2	•	•	
	#10	2	•	•	B
	#6	1	•	•	
	#4	1	•	•	C
	#8	2	•	•	
	#4	1	—	•	D
	#6	2	•	•	
#2	1	—	•		
Copper Set-Screw					
 	#12 to #3	1	•	•	J
	<hr/>				
 	#12 to #2	2	•	•	K
	<hr/>				
Aluminum Crimp					
 	#6	1	—	•	P
	#4	1	•	—	
	#3, #4	1	—	•	Q
	#2	1	•	—	
Aluminum Set-Screw					
 	#12 to #2	1	•	•	L

Catalog Data — Insulating Boots

Catalog Numbers	Type
2A0660	Single Conductor
2A0661	Two Conductor

Insulating boots are not included with non-breakaway parts and must be ordered separately. They come standard with the breakaway series. When boots are utilized, extra heat retention requires that fuses are sized at a minimum of 200% of the RMS load current.

The only controlled copy of this Data Sheet is the electronic read-only version located on the Bussmann Network Drive. All other copies of this document are by definition uncontrolled. This bulletin is intended to clearly present comprehensive product data and provide technical information that will help the end user with design applications. Bussmann reserves the right, without notice, to change design or construction of any products and to discontinue or limit distribution of any products. Bussmann also reserves the right to change or update, without notice, any technical information contained in this bulletin. Once a product has been selected, it should be tested by the user in all possible applications.

Mouser Electronics

Authorized Distributor

Click to View Pricing, Inventory, Delivery & Lifecycle Information:

Eaton:

[BK/HEJ-BB](#) [HEJ-LLB](#) [HEJ-AA](#)