


Restricted to: General Release

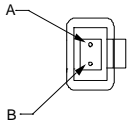
USED ON

THIS DRAWING IS A CONTROLLED DOCUMENT



### Left Side

Connector(s): MT-RJ (No Pins)  
 Mode: MM  
 Housing Color: Black  
 Geom. Spec: 115-1215



VIEW C-C  
NOT TO SCALE

### Fiber Path

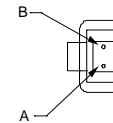
Fiber A - - Fiber B  
 Fiber B - - Fiber A

### Notes:

- 1 Product and Processing must meet requirements of Tyco Electronics Standard 230-702
- 2 Label 2 will not be present on any cable assembly less than 5 meters long.
- 3 Includes dust caps (not shown on print).

### Right Side

Connector(s): MT-RJ SECURE (No Pins)  
 Mode: MM  
 Housing Color: Red  
 Geom. Spec: 115-1215



VIEW D-D  
NOT TO SCALE

THIS INFORMATION IS CONFIDENTIAL AND PROPRIETARY TO TYCO ELECTRONICS, INC. IT IS THE PROPERTY OF TYCO ELECTRONICS, INC. AND IS NOT TO BE DISCLOSED TO ANY OTHER PERSON OR ENTITY WITHOUT THE WRITTEN AUTHORIZATION OF TYCO ELECTRONICS CORPORATION, HARRISBURG, PENNSYLVANIA.

LOC  
 CE  
 DIST  
 16

A	Rev Per EC#	RELEASE	8/7/2006	-	MK		
P	LTR	REVISION RECORD	DATE	DN	APVD		

DIMENSIONS:	TOLERANCES UNLESS OTHERWISE SPECIFIED:
meters	0 PLC ± .
	1 PLC ± .
	2 PLC ± .
	3 PLC ± .
	4 PLC ± .

Customer Print

DM	Cable Assy Configurator	MATERIAL	HEAT TREAT
CHK	Michael Kepko		
APVD	Michael Kepko	<b>AMP</b> Tyco Electronics, Inc. Harrisburg, PA 17105-3608	
NAME	FO C/A - 2 fiber, XG - 50/125, OFNR (Riser) jacket, MT-RJ (No Pins) to MT-RJ SECURE (No Pins)		
SCALE	SIZE	DRAWING NO	SHEET
NTS	A2	C- 1754406	1 of 3
			REV A

8 | 7 | 6 | 5 | 4 | 3 | 2 | 1





# Mouser Electronics

Authorized Distributor

Click to View Pricing, Inventory, Delivery & Lifecycle Information:

[TE Connectivity Divested:](#)

[5-2111976-2](#)