

**CUSTOMER DRAWING**

**SAFETY ORGANIZATIONS**

THIS FILTER HAS BEEN FORMALLY RECOGNIZED, CERTIFIED OR APPROVED BY THE LISTED AGENCY. THEREFORE, ALL TEST/REQUIREMENTS SPECIFIED IN THE LATEST REVISION OF THE FOLLOWING AGENCY STANDARDS HAVE BEEN MET:

- UL RECOGNIZED: UL 1283
- CSA CERTIFIED: CSA C22.2 No. 8
- VDE APPROVED: EN 60939-2

**OPERATING SPECIFICATIONS**

LINE CURRENT/VOLTAGE: 10 AMP, 120/250 VAC,  
10 AMP/40°C, 250 VAC

LINE FREQUENCY: 50-60Hz

MAXIMUM LEAKAGE CURRENT,  
EACH LINE TO GROUND: 0.22mA @ 120V 60Hz  
0.38mA @ 250V 50Hz

OPERATING AMBIENT TEMP. RANGE: -10°C TO +40°C @ RATED CURRENT, I<sub>r</sub>.

IN AN AMBIENT, T<sub>a</sub>, HIGHER THAN 40°C, THE MAXIMUM OPERATING CURRENT, I<sub>o</sub>, IS AS FOLLOWS:

$$I_o = I_r \sqrt{\frac{85 - T_a}{45}}$$

**RELIABILITY SPECIFICATIONS:**

STORAGE TEMPERATURE: -40°C TO +85°C  
HUMIDITY: 21 DAYS @ 40°C 95% RH.  
CURRENT OVERLOAD TEST: 6 TIMES I<sub>r</sub> FOR 8 SECONDS

**TEST SPECIFICATIONS:**

INDUCTANCE: 0.35 mH NOMINAL  
CAPACITANCE: (MEASURED @ 1KHz, 0.250VAC MAX., 25°C±1°C)  
LINE TO GROUND: 0.0059 μF±20%  
LINE TO LINE: 0.1015 μF±20%  
DISCHARGE RESISTOR: 1.5 MΩ  
L/G AND L/L I.R.  
NO DISCHARGE RESISTOR: 6000MΩ (MIN.) @ 100VDC, 20°C AND 50% RH

**RECOMMENDED RECEIVING INSPECTION HIPOT:**

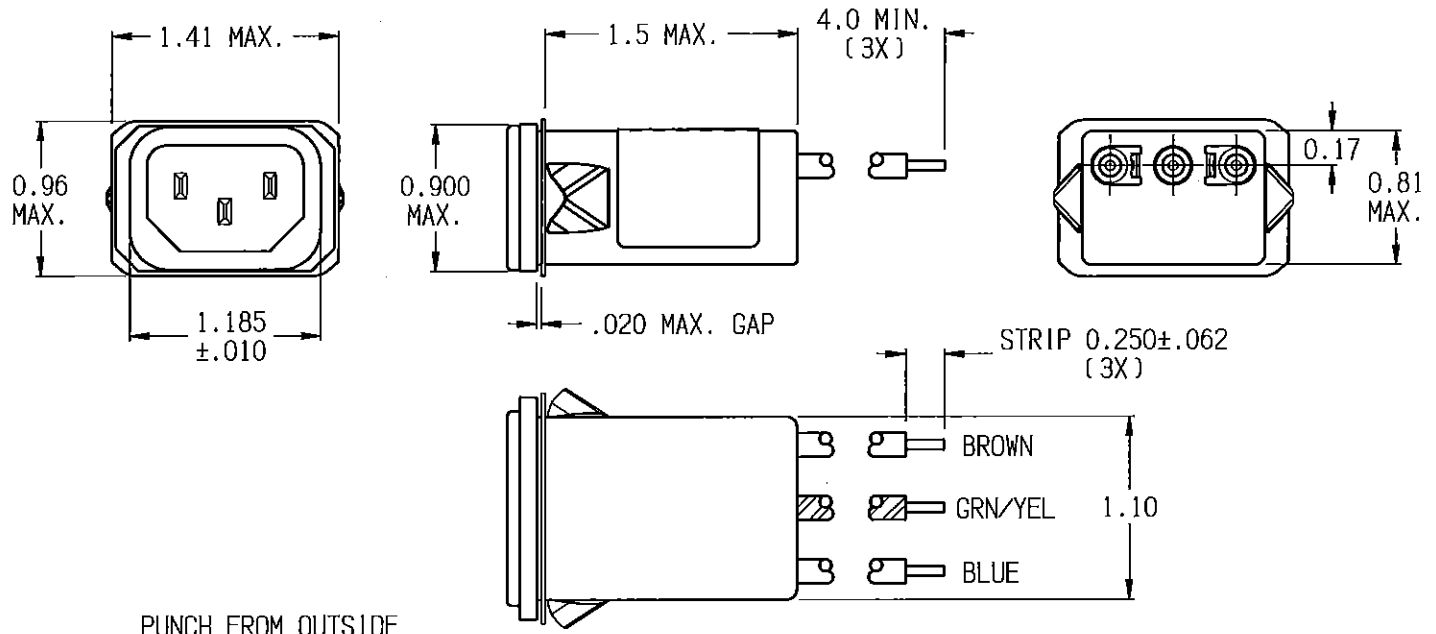
LINE TO GROUND: 1500 VAC OR 2250 VDC FOR 1 MINUTE  
LINE TO LINE: 1450 VDC FOR 1 MINUTE

**FILTER APPROVAL:**

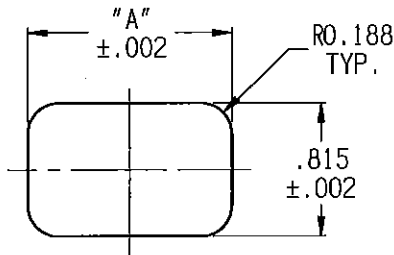
THE BEST WAY TO SELECT AND QUALIFY A FILTER IS FOR YOUR ENGINEERING TO TEST THE UNIT IN YOUR EQUIPMENT.

CATALOG # 10EJS8

ECN#	APPRVD	DATE
15-009938	TAM	A

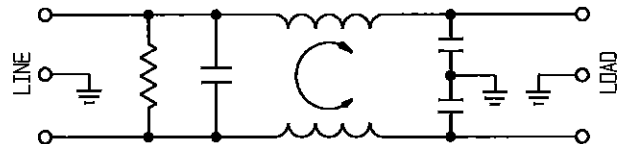


PUNCH FROM OUTSIDE



PANEL CUTOUT (FRONT MOUNT)

PANEL THICKNESS	PANEL CUTOUT "A"
0.031 - 0.052	1.260
0.046 - 0.068	1.350



50Ω - 50Ω (MINIMUM) INSERTION LOSS											
FREQUENCY MHz	.05	0.1	.15	0.5	1	5	10	30	/	/	/
COMMON dB	1	4	7	14	18	31	36	51	/	/	/
DIFF. dB	-	5	8	17	21	23	36	38	/	/	/

SHEET SIZE: **A** THIRD ANGLE PROJECTION

THIS INFORMATION IS CONFIDENTIAL AND PROPRIETARY TO TYCO ELECTRONICS CORPORATION AND ITS WORLDWIDE SUBSIDIARIES AND AFFILIATES. IT MAY NOT BE DISCLOSED TO ANYONE OTHER THAN TYCO ELECTRONICS PERSONNEL, WITHOUT WRITTEN AUTHORIZATION FROM TYCO ELECTRONICS CORPORATION. (www.TE.com)

PARTS SHALL COMPLY WITH TYCO ELECTRONICS 138-702 SPECIFICATION FOR HAZARDOUS SUBSTANCES

UNLESS OTHERWISE SPECIFIED TOLERANCE TO BE ±0.025 MATERIAL & FINISH: AS SUPPLIED DIMENSIONS IN INCHES

NOTES:

**TE Connectivity**

**POWER LINE FILTER**

TE PART NO.: 4-6609006-1

SIZE: NTS	DATE: OSDECO4	DRAWING NUMBER: 10EJS8	REV. A
DRW. BY: SD	DRG: FLC		

10EJS8-A.cxd

# Mouser Electronics

Authorized Distributor

Click to View Pricing, Inventory, Delivery & Lifecycle Information:

[TE Connectivity:](#)

[10EJS8](#)