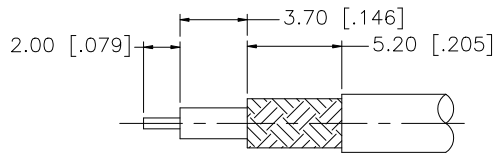
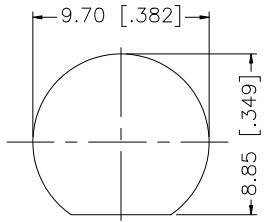
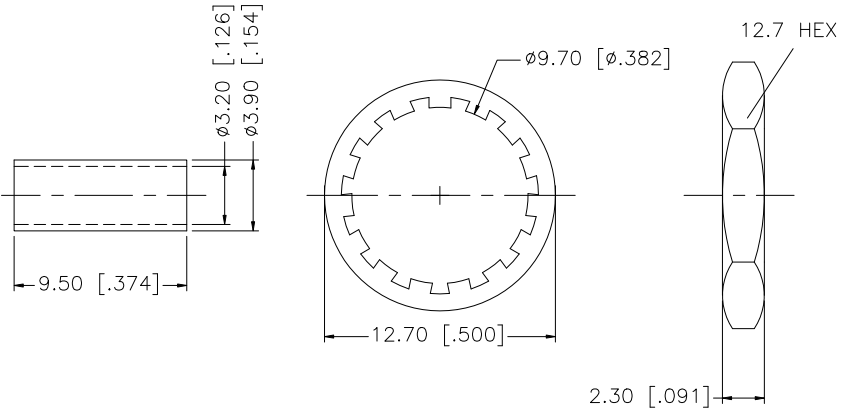
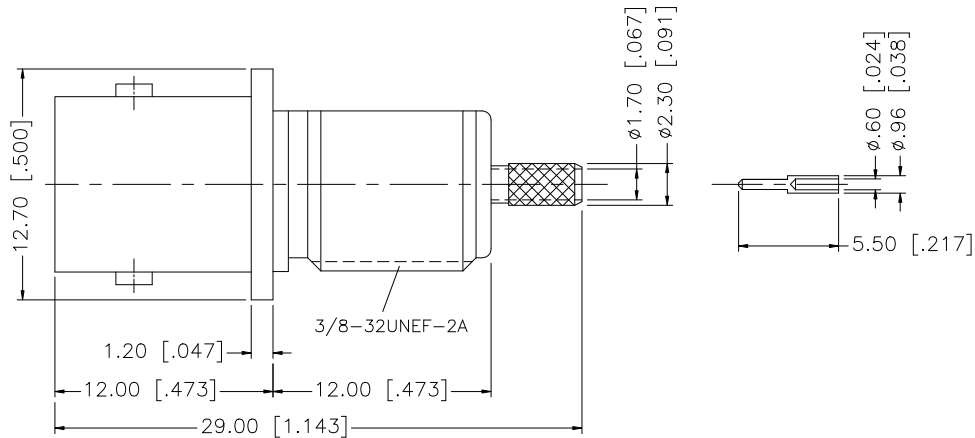


REV.	DATE	DESCRIPTION
A	07/11/00	REVISE CRIMP NOTE
B	07/31/02	REVISE CRIMP NOTE
C	08/09/05	REVISE CABLE DESCRIPTION TO 179/U
D	01/28/08	REMOVE REFERENCE TO SPECIFIC CRIMP TOOL MANUFACTURE IN NOTES



RECOMMENDED CABLE STRIPPING DIMENSIONS



RECOMMENDED MOUNTING HOLE

NOTE:
1- USE .128" HEX CRIMP DIE SET TO TERMINATE OUTER FERRULE

DESCRIPTION	MATERIAL	FINISH	QTY	
8				
7				
6	HEX NUT	BRASS	NICKEL	1
5	LOCK WASHER	BRASS	NICKEL	1
4	FERRULE	BRASS	NICKEL	1
3	CONTACT PIN	BER. COPPER	GOLD	1
2	INSULATOR	TEFLON	NATURAL	1
1	BODY	BRASS	NICKEL	1

UNLESS OTHERWISE SPECIFIED DIMENSIONS ARE IN MILLIMETERS. DIMENSIONS IN [] ARE IN INCHES AND FOR CUSTOMER REFERENCE ONLY.

UNLESS OTHERWISE SPECIFIED TOLERANCES FOR MILLIMETERS ARE:
0.5 - 8mm ± 0.20mm
8 - 30mm ± 0.40mm
30 - 120mm ± 0.50mm

UNLESS OTHERWISE SPECIFIED TOLERANCES FOR INCHES ARE:
.020 - .315 ± 0.007"
.315 - 1.180 ± 0.015"
1.180 - 4.724 ± 0.020"

DO NOT SCALE DRAWING

APPROVALS	DATE
DRAWN G.R.S.	01/28/08
CHECKED	
ISSUED	
SHEET 1 OF 1	
CAD FILE	C:/112/112654.DWG

<h1>Amphenol Connex</h1>			
PART DESCRIPTION BNC BULKHEAD CRIMP JACK (front mount) (FOR 179/U 75ohm CABLE)			
PART NO. 112654			
DWG. NO.	112654.DWG	REV. D	SIZE A SCALE NA

Mouser Electronics

Authorized Distributor

Click to View Pricing, Inventory, Delivery & Lifecycle Information:

[Amphenol:](#)

[112654](#)