



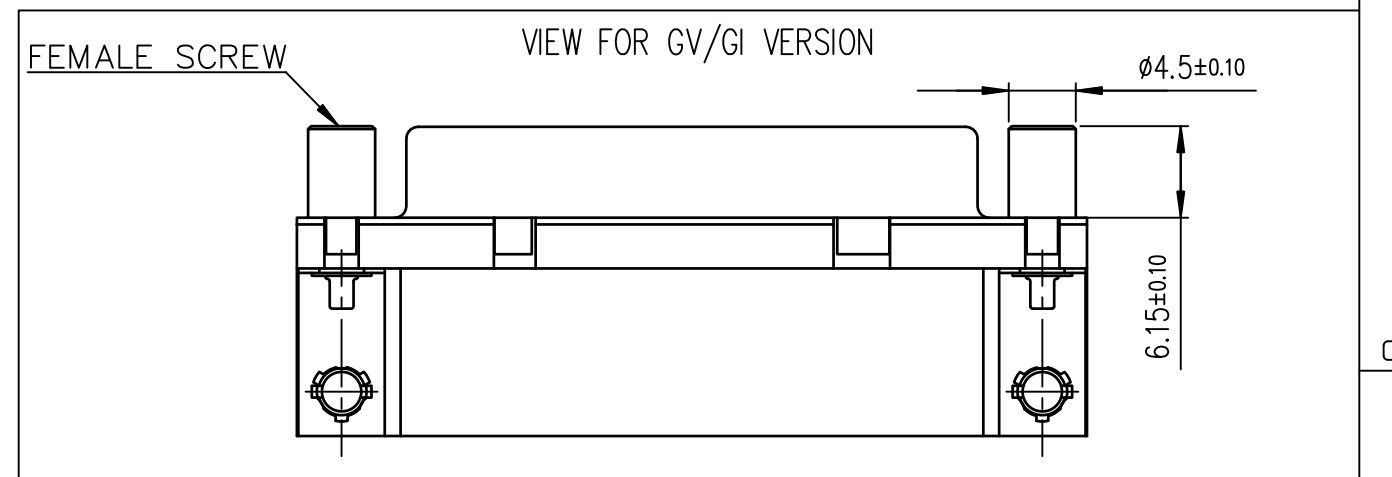
ORDERING INFORMATION



SHELL	A±0.38	B±0.12	C±0.10	D±0.25	E±0.07	F	G	
09	P	30.81	24.99	16.96	16.79	10.96	8.35±0.12	5.90±0.15
	S	30.81	24.99	16.96	16.21	10.96	7.89±0.13	6.17±0.12
15	P	39.14	33.32	25.18	25.12	19.18	8.35±0.12	5.90±0.15
	S	39.14	33.32	25.18	24.54	19.18	7.89±0.13	6.17±0.12
25	P	53.03	47.04	39.12	38.84	33.12	8.35±0.12	5.70±0.25
	S	53.03	47.04	39.12	38.25	33.12	7.89±0.13	6.17±0.12
37	P	69.32	63.50	55.68	55.30	49.68	8.35±0.12	5.70±0.25
	S	69.32	63.50	55.68	54.71	49.68	7.89±0.13	6.17±0.12

NOTES:

- 1) INSIDE DIMENSIONS FOR THE MALE CONNECTOR AND OUTSIDE DIMENSIONS FOR THE FEMALE CONNECTOR
- 2) DIMPLE IS PROVIDED ONLY FOR THE MALE CONNECTOR
- 3) THE GENERAL VIEW IS FOR THE OPTION GX/GL



mat'l. code		surface ISO 1302		tolerance ISO 406 ISO 1101		projection		product family D-SUB	
ltr ecn no dr date		tolerances unless otherwise specified		angles linear		MM		title	
A - AB 2014-08-01								DELTA-D R/A EUROPE LD SERIES	
B ELX-I-19184 AB 2014-10-24								dwg no 10130913 sheet 1 of 2 size A3	
		dr ALIAS BABU 2014-08-01				scale 2:1		type Product Customer Drawing	
		enr ALIAS BABU 2014-10-24				FCI			
		chr MITHUN PAUL 2014-10-24							
		app BIJU K PAUL 2014-10-24							
sheet index		revision sheet		B B					
		1 2							

TECHNICAL SPECIFICATION

PHYSICAL CHARACTERISTICS

INSULATOR MATERIAL : BLACK THERMOPLASTIC UL94 V0
 CONTACTS MATERIAL : COPPER ALLOY
 CONTACTS PLATING : GOLD FLASH OVER NICKEL
 SHELL PLATING : NICKEL/TIN

ELECTRICAL CHARACTERISTICS

RATED VOLTAGE : 250V
 RATED CURRENT : 5 A
 CONTACT RESISTANCE : $\leq 25m\Omega$
 INSULATION RESISTANCE : $\geq 5000 M\Omega$

MECHANICAL CHARACTERISTICS

MATING CYCLES : 50 MINIMUM
 RETENTION AGAINST TORQUE : 0.5Nm


ENVIRONMENTAL CHARACTERISTICS

OPERATING TEMPERATURE : -55°C TO +105°C

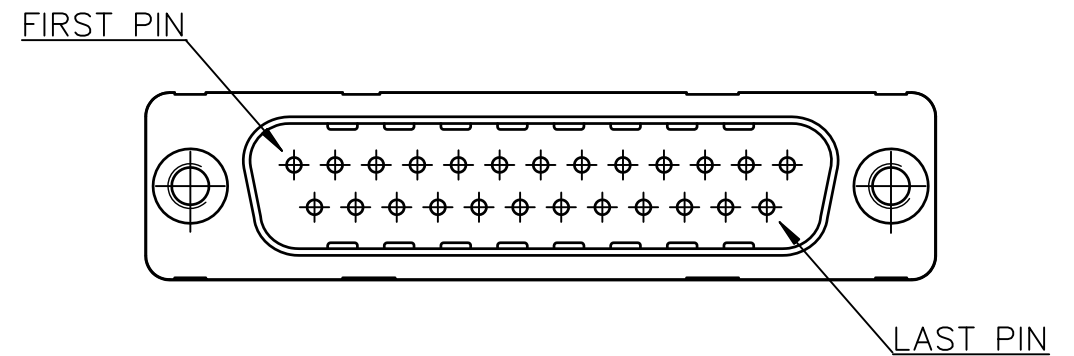
PACKING SPECIFICATION

REFER GS-14-2405

MATING VIEW FOR FEMALE CONNECTOR



MATING VIEW FOR MALE CONNECTOR



PC card drilling dimensions(after plating)
 (thickness 1.60±0.20mm)



mat'l. code		surface		tolerance		projection		product family	
-		ISO 1302		ISO 406 ISO 1101				D-SUB	
ltr	ecn no	dr	date	tolerances unless otherwise specified				title	
B				angles	linear	MM		DELTA-D R/A EUROPE LD SERIES	
				0°±2'		scale 2:1		dwg no	
				dr	engr	chr	app	sheet 2 of 2	
				dr	engr	chr	app	size	
				dr	engr	chr	app	A3	
				dr	engr	chr	app	type	
				dr	engr	chr	app	Product Customer Drawing	
sheet index	revision sheet								

Mouser Electronics

Authorized Distributor

Click to View Pricing, Inventory, Delivery & Lifecycle Information:

[FCI / Amphenol:](#)

[LD09S13A4GV00LF](#)